


República Dominicana
F.L.-05- Oferta Económica

Fecha: 07/01/2020
Referencia: JCE-CCC-PU-07-01-2019

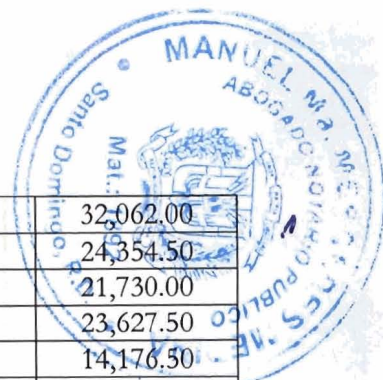


Señores:
Comité de Compras y Contrataciones
Junta Central Electoral
Santo Domingo, Distrito Nacional, Rep. Dom.

A continuación les presentamos, a la Junta Central Electoral, nuestra mejor oferta con relación a los materiales que se describen a continuación:

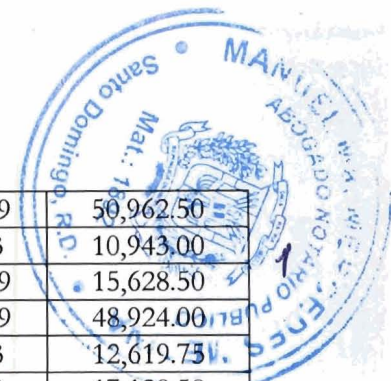
Provincia	Demarcación Municipio/Distrito Municipal	Cantidad de boletas	Tamaño ("")	Precio Unitario	Total
AZUA	AZUA	56,700	11x17	3.28	185,976.00
	BARRERAS (DM)	2,325	8.5x14	7.27	16,902.75
	BARRO ARRIBA (DM)	3,900	8.5x14	7.27	28,353.00
	DOÑA EMMA BALAGUER VDA. VALLEJO(DM)	2,175	8.5x14	7.27	15,812.25
	LAS BARIAS-LA ESTANCIA (DM)	6,875	8.5x14	7.27	49,981.25
	LAS CLAVELLINAS (DM)	2,225	8.5x14	7.27	16,175.75
	LAS LOMAS (DM)	3,550	8.5x14	7.27	25,808.50
	LOS JOVILLOS (DM)	5,000	8.5x14	7.27	36,350.00
	PUERTO VIEJO-LOS NEGROS (DM)	1,975	8.5x14	7.27	14,358.25
	ESTEBANIA	5,525	11x17	3.28	18,122.00
	GUAYABAL	4,750	11x17	3.28	15,580.00
	LAS CHARCAS	6,400	11x17	3.28	20,992.00
	PALMAR DE OCOA (DM)	2,450	8.5x14	7.27	17,811.50
	HATO NUEVO CORTES (DM)	3,300	8.5x14	7.27	23,991.00
	LAS YAYAS DE VIAJAMA	6,275	11x17	3.28	20,582.00
	VILLARPANDO (DM)	5,225	8.5x14	7.27	37,985.75
	LA SIEMBRA (DM)	1,700	8.5x14	7.27	12,359.00
	LAS LAGUNAS (DM)	3,925	8.5x14	7.27	28,534.75
	LOS FRIOS (DM)	2,350	8.5x14	7.27	17,084.50
	MONTE BONITO (DM)	1,550	8.5x14	7.27	11,268.50
PADRE LAS CASAS	10,750	11x17	3.28	35,260.00	

Handwritten signature



	PERALTA	9,775	11x17	3.28	32,062.00
	EL ROSARIO (DM)	3,350	8.5x14	7.27	24,354.50
	PUEBLO VIEJO	6,625	11x17	3.28	21,730.00
	PROYECTO #4 (DM)	3,250	8.5x14	7.27	23,627.50
	PROYECTO 2-C (DM)	1,950	8.5x14	7.27	14,176.50
	PROYECTO D-1 GANADERO (DM)	3,125	8.5x14	7.27	22,718.75
	SABANA YEGUA	10,100	11x17	3.28	33,128.00
	AMIAMA GOMEZ (DM)	2,400	8.5x14	7.27	17,448.00
	LOS TOROS (DM)	6,525	8.5x14	7.27	47,436.75
	TABARA ABAJO (DM)	3,775	8.5x14	7.27	27,444.25
	TABARA ARriba	4,125	11x17	3.28	13,530.00
Subtotal Provincia Azua RD\$					926,945.00
ITBIS					166,850.10
Total General Provincia Azua RD\$					1,093,795.10
BAHORUCO	EL SALADO (DM)	2,375	8.5x14	8.49	20,163.75
	GALVAN	10,875	11x17	3.43	37,301.45
	LAS CLAVELLINAS	1,925	8.5x14	8.49	16,343.25
	LOS RIOS	5,725	11x17	3.43	19,636.75
	EL PALMAR (DM)	6,425	8.5x14	8.49	54,548.25
	NEYBA	24,050	11x17	3.43	82,491.50
	CABEZA DE TORO (DM)	1,800	8.5x14	8.49	15,282.00
	MENA (DM)	2,225	8.5x14	8.49	18,890.25
	MONSERRAT (DM)	2,825	8.5x14	8.49	23,984.25
	SANTA BARBARA EL 6 (DM)	2,125	8.5x14	8.49	18,041.25
	SANTANA (DM)	4,125	8.5x14	8.49	35,021.25
	TAMAYO	8,325	11x17	3.43	28,554.75
	UVILLA (DM)	3,150	8.5x14	8.49	26,743.50
	VILLA JARAGUA	11,100	11x17	3.43	38,073.00
Subtotal Provincia Bahoruco RD\$					435,075.00
ITBIS					78,313.50
Total General Provincia Bahoruco RD\$					513,388.50
BARAHONA	BARAHONA	52,975	11x17	3.53	187,001.75
	EL CACHON (DM)	1,775	8.5x14	13.59	24,122.25
	LA GUAZARA (DM)	1,675	8.5x14	13.59	22,763.25
	VILLA CENTRAL (DM)	14,025	8.5x14	13.59	190,599.75
	CABRAL	12,800	11x17	3.53	45,184.00
	EL PEÑON	4,050	11x17	3.53	14,296.50
	ARROYO DULCE (DM)	1,775	8.5x14	13.59	24,122.25
	ENRIQUILLO	7,925	11x17	3.53	27,975.25
FUNDACION	2,650	11x17	3.53	9,354.50	

Am



	PESCADERIA (DM)	3,750	8.5x14	13.59	50,962.50
	JAQUIMEYES	3,100	11x17	3.53	10,943.00
	PALO ALTO (DM)	1,150	8.5x14	13.59	15,628.50
	BAHORUCO (DM)	3,600	8.5x14	13.59	48,924.00
	LA CIENAGA	3,575	11x17	3.53	12,619.75
	LAS SALINAS	4,850	11x17	3.53	17,120.50
	LOS PATOS (DM)	2,275	8.5x14	13.59	30,917.25
	PARAISO	6,975	11x17	3.53	24,621.75
	POLO	5,000	11x17	3.53	17,650.00
	CANOA (DM)	3,150	8.5x14	13.59	42,408.50
	FONDO NEGRO (DM)	3,175	8.5x14	13.59	43,148.25
	QUITA CORAZA (DM)	2,325	8.5x14	13.59	31,596.75
	VICENTE NOBLE	12,750	11x17	3.53	45,007.50
Subtotal Provincia Barahona RD\$					937,367.75
					ITBIS 168,726.20
Total General Provincia Barahona RD\$					1,106,093.95
	CAÑONGO (DM)	2,775	8.5x14	6.72	18,648.00
	DAJABON	23,600	11x17	3.81	89,916.00
	EL PINO	4,675	11x17	3.81	17,811.75
	MANUEL BUENO (DM)	1,900	8.5x14	6.72	12,768.00
	CAPOTILLO (DM)	1,925	8.5x14	6.72	12,936.00
	LOMA DE CABRERA	10,700	11x17	3.81	40,767.00
	SANTIAGO DE LA CRUZ (DM)	1,950	8.5x14	6.72	13,104.00
	PARTIDO	7,100	11x17	3.81	27,051.00
	RESTAURACION	5,375	11x17	3.81	20,478.75
Subtotal Provincia Dajabón					253,480.50
					ITBIS 45,626.49
Total General Provincia Dajabón RD\$					299,106.99
	ARENOSO	4,225	11x17	3.61	15,252.25
	EL AGUACATE (DM)	2,975	8.5x14	6.60	19,635.00
	LAS COLES (DM)	5,550	8.5x14	6.60	36,630.00
	CASTILLO	16,025	11x17	3.61	57,850.25
	EUGENIO MARIA DE HOSTOS	4,550	11x17	3.61	16,425.50
	SABANA GRANDE (DM)	1,875	8.5x14	6.60	12,375.00
	LAS GUARANAS	12,675	11x17	3.61	45,756.75
	PIMENTEL	17,375	11x17	3.61	62,723.75
	AGUA SANTA DEL YUNA (DM)	4,000	8.5x14	6.60	26,400.00
	BARRAQUITO (DM)	2,250	8.5x14	6.60	14,850.00
	CRISTO REY DE GUARAGUAO (DM)	3,600	8.5x14	6.60	23,760.00

Am



	LAS TARANAS (DM)	8,800	8.5x14	6.60	58,080.00
	VILLA RIVA	10,100	11x17	3.61	36,461.00
Subtotal Provincia Duarte					426,199.50
ITBIS					76,715.91
Total General Provincia Duarte RD\$					502,915.41
EL SEIBO	EL SEIBO	36,950	11x17	2.65	97,917.50
	PEDRO SANCHEZ (DM)	3,425	8.5x14	3.78	12,946.50
	SAN FRANCISCO-VICENTILLO (DM)	3,750	8.5x14	3.78	14,175.00
	SANTA LUCIA-LA HIGUERA (DM)	6,775	8.5x14	3.78	25,609.50
	EL JOVERO (EL CEDRO) (DM)	6,550	8.5x14	3.78	24,759.50
	LA GINA (DM)	2,775	8.5x14	3.78	10,489.50
	MICHES	11,325	11x17	2.65	30,011.25
Subtotal Provincia El Seibo					215,908.25
ITBIS					38,863.49
Total General Provincia El Seibo RD\$					254,771.74
ELIAS PIÑA	BANICA	2,475	11x17	5.70	14,107.50
	SABANA CRUZ (DM)	1,975	8.5x14	10.68	21,093.00
	SABANA HIGUERO (DM)	2,725	8.5x14	10.68	29,103.00
	COMENDADOR	13,200	11x17	5.70	75,240.00
	GUAYABO (DM)	3,125	8.5x14	10.68	33,375.00
	SABANA LARGA (DM)	1,625	8.5x14	10.68	17,355.00
	EL LLANO	4,400	11x17	5.70	25,080.00
	GUANITO (DM)	2,650	8.5x14	10.68	28,302.00
	HONDO VALLE	5,725	11x17	5.70	32,632.50
	RANCHO DE LA GUARDIA (DM)	2,875	8.5x14	10.68	30,705.00
	JUAN SANTIAGO	4,475	11x17	5.70	25,507.50
	PEDRO SANTANA	2,800	11x17	5.70	15,960.00
	RIO LIMPIO (DM)	1,775	8.5x14	10.68	18,957.00
Subtotal Provincia Elías Piña					367,417.50
ITBIS					66,135.15
Total General Provincia Elías Piña RD\$					433,552.65
ESPAILLAT	CAYETANO GERMOSEN	8,825	11x17	3.44	30,358.00
	GASPAR HERNANDEZ	15,500	11x17	3.44	53,320.00
	JOBARRIBA (DM)	3,825	8.5x14	5.21	19,928.00
	VERAGUA (DM)	12,550	8.5x14	5.21	65,385.50
	VILLA MAGANTE (DM)	2,975	8.5x14	5.21	15,499.75
	JAMAO AL NORTE	7,750	11x17	3.44	26,660.00

Am




	SAN VICTOR	18,875	11x17	3.44	64,930.00
Subtotal Provincia Espaillat					276,081.50
					ITBIS
					49,694.67
Total General Provincia Espaillat RD\$					325,776.17
HATO MAYOR	EL VALLE	8,950	11x17	2.68	23,986.00
	GUAYABO DULCE (DM)	7,450	8.5x14	6.62	49,319.00
	HATO MAYOR	42,125	11x17	2.68	112,895.00
	MATA PALACIO (DM)	5,000	8.5x14	6.62	33,100.00
	YERBA BUENA (DM)	2,725	8.5x14	6.62	18,039.50
	ELUPINA CORDERO DE LAS CAÑITAS (DM)	2,825	8.5x14	6.62	18,701.50
	SABANA DE LA MAR	13,600	11x17	2.68	36,448.00
Subtotal Provincia Hato Mayor					292,489.00
					ITBIS
					52,648.02
Total General Provincia Hato Mayor RD\$					345,137.02
HERMANAS MIRABAL	MONTE (JAMAO AFUERA) (DM)	4,525	8.5x14	7.48	33,847.00
	SALCEDO	39,250	11x17	2.24	87,920.00
	BLANCO (DM)	4,825	8.5x14	7.48	36,091.00
	TENARES	29,925	11x17	2.24	67,032.00
	VILLA TAPIA	27,600	11x17	2.24	61,824.00
Subtotal Provincia Hermanas Mirabal					286,714.00
					ITBIS
					51,608.52
Total General Provincia Hermanas Mirabal RD\$					338,322.52
INDEPENDENCIA	BATEY 8 (DM)	2,825	8.5x14	12.11	34,210.75
	CRISTOBAL	2,525	11x17	5.89	14,872.25
	DUVERGE	10,225	11x17	5.89	60,225.25
	VENGAN A VER (DM)	2,300	8.5x14	12.11	27,853.00
	BOCA DE CACHON (DM)	2,350	8.5x14	12.11	28,458.50
	EL LIMON (DM)	2,175	8.5x14	12.11	26,339.25
	JIMANI	5,275	11x17	5.89	31,069.75
	LA DESCUBIERTA	7,050	11x17	5.89	41,524.50
	LA COLONIA (DM)	1,225	8.5x14	12.11	14,834.75
	MELLA	2,700	11x17	5.89	15,903.00
	GUAYABAL (DM)	2,025	8.5x14	12.11	24,522.75
POSTRER RIO	4,000	11x17	5.89	23,560.00	
Subtotal Provincia Independencia					343,373.75
					ITBIS
					61,807.28
Total General Provincia Independencia RD\$					405,181.03
LA ALTAGRACIA	BAYAHIBE (DM)	2,700	8.5x14	14.45	39,015.00

Am




	BOCA DE YUMA (DM)	1,875	8.5x14	14.45	27,093.75
	SAN RAFAEL DEL YUMA	11,150	11x17	4.95	55,192.50
Subtotal Provincia La Altagracia					121,301.25
ITBIS					21,834.23
Total General Provincia La Altagracia RD\$					143,135.48
LA ROMANA	GUAYMATE	11,275	11x17	2.57	28,976.75
	CUMAYASA (DM)	10,375	8.5x14	4.70	48,762.50
	VILLA HERMOSA	41,775	11x17	2.57	107,361.65
Subtotal Provincia La Romana					185,101.00
ITBIS					33,318.18
Total General Provincia La Romana RD\$					218,419.18
LA VEGA	CONSTANZA	34,100	11x17	2.17	73,997.00
	LA SABINA (DM)	5,550	8.5x14	3.87	21,478.50
	TIREO ARRIBA (DM)	12,175	8.5x14	3.87	47,117.25
	BUENA VISTA (DM)	11,775	8.5x14	3.87	45,569.25
	JARABACOA	45,725	11x17	2.17	99,223.25
	MANABAO (DM)	3,675	8.5x14	3.87	14,222.25
	JIMA ABAJO	14,225	11x17	2.17	30,868.25
	RINCON (DM)	9,600	8.5x14	3.87	37,152.00
Subtotal Provincia La Vega					369,627.75
ITBIS					66,533.00
Total General Provincia La Vega RD\$					436,160.75
SANCHEZ	ARROYO SALADO (DM)	6,825	8.5x14	4.09	27,914.25
	CABRERA	15,400	11x17	2.59	39,886.00
	LA ENTRADA (DM)	4,500	8.5x14	4.09	18,405.00
	EL FACTOR	12,200	11x17	2.59	31,598.00
	EL POZO (DM)	9,825	8.5x14	4.09	40,184.25
	ARROYO AL MEDIO (DM)	7,350	8.5x14	4.09	30,061.50
	LAS GORDAS (DM)	8,875	8.5x14	4.09	36,298.75
	NAGUA	42,600	11x17	2.59	110,334.00
	SAN JOSE DE MATANZAS (DM)	9,250	8.5x14	4.09	37,832.50
	RIO SAN JUAN	15,275	11x17	2.59	39,562.25
Subtotal Provincia María Trinidad Sánchez					412,076.50
ITBIS					74,173.77
Total General Provincia María Trinidad Sánchez RD\$					486,250.27
MONSEÑOR NOUEL	MAIMON	20,250	11x17	3.36	68,040.00
	JUAN ADRIAN (DM)	2,825	8.5x14	9.16	25,877.00
	PIEDRA BLANCA	11,050	11x17	3.36	37,128.00

Am




	VILLA SONADOR (DM)	6,175	8.5x14	9.16	56,563.00
Subtotal Provincia Monseñor Nouel					187,608.00
ITBIS					33,769.44
Total General Provincia Monseñor Nouel RD\$					221,377.44
MONTE CRISTI	CASTAÑUELAS	8,525	11x17	3.36	28,644.00
	PALO VERDE (EL AHOGADO) (DM)	5,275	8.5x14	5.69	30,014.75
	CANA CHAPETON (DM)	4,775	8.5x14	5.69	27,169.75
	GUAYUBIN	12,425	11x17	3.36	41,748.00
	HATILLO PALMA (DM)	6,825	8.5x14	5.69	38,834.25
	VILLA ELISA (DM)	6,150	8.5x14	5.69	34,993.50
	LAS MATAS DE SANTA CRUZ	9,475	11x17	3.36	31,836.00
	MONTECRISTI	21,350	11x17	3.36	71,736.00
	PEPILLO SALCEDO	5,875	11x17	3.36	19,740.00
	SANTA MARIA (DM)	3,125	8.5x14	5.69	17,781.25
	VILLA VASQUEZ	14,775	11x17	3.36	49,644.00
Subtotal Provincia Monte Cristi					392,141.50
ITBIS					70,585.47
Total General Provincia Monte Cristi RD\$					462,726.97
MONTE PLATA	BAYAGUANA	26,575	11x17	2.49	66,171.75
	BOYA-EL CENTRO (DM)	4,850	8.5x14	4.73	22,940.50
	CHIRINO (DM)	6,025	8.5x14	4.73	28,498.25
	DON JUAN (DM)	7,550	8.5x14	4.73	35,711.50
	MONTE PLATA	22,925	11x17	2.49	57,083.25
	PERALVILLO	16,100	11x17	2.49	40,089.00
	GONZALO (DM)	3,950	8.5x14	4.73	18,683.50
	MAJAGUAL (DM)	2,000	8.5x14	4.73	9,460.00
	SABANA GRANDE DE BOYA	21,025	11x17	2.49	52,352.25
	LOS BOTADOS (DM)	11,825	8.5x14	4.73	55,932.25
	MAMÁ TINGO (DM)	7,600	8.5x14	4.73	35,948.00
	YAMASA	25,225	11x17	2.49	62,810.25
	Subtotal Provincia Monte Plata				
ITBIS					87,422.49
Total General Provincia Monte Plata RD\$					573,102.99
PEDERNALES	JUANCHO (DM)	3,275	8.5x14	12.65	41,428.75
	OVIEDO	4,300	11x17	5.24	22,532.00
	JOSE PEÑA GOMEZ (DM)	2,050	8.5x14	12.65	25,932.50
	PEDERNALES	11,800	11x17	5.24	61,832.50

Am




Subtotal Provincia Pedernales					151,725.25
ITBIS					27,310.55
Total General Provincia Pedernales RD\$					179,035.80
PERAVIA	MATANZAS	13,375	11x17	3.75	50,156.25
	NIZAO	12,075	11x17	3.75	45,281.25
	PIZARRETE (DM)	4,075	8.5x14	7.62	31,051.50
	SANTANA (DM)	5,225	8.5x14	7.62	39,814.50
Subtotal Provincia Peravia					166,303.50
ITBIS					29,934.63
Total General Provincia Peravia RD\$					196,238.13
PUERTO PLATA	ALTAMIRA	15,175	11x17	3.03	45,980.25
	RIO GRANDE (DM)	4,275	8.5x14	7.70	32,917.50
	GUANANICO	7,325	11x17	3.03	22,194.75
	IMBERT	20,100	11x17	3.03	60,903.00
	LOS HIDALGOS	9,675	11x17	3.03	29,315.25
	NAVAS (DM)	3,525	8.5x14	7.70	27,142.50
	BELLOSO (DM)	2,550	8.5x14	7.70	19,635.00
	ESTRECHO DE LUPERON BROSS (DM)	2,900	8.5x14	7.70	22,330.00
	LA ISABELA (DM)	1,775	8.5x14	7.70	13,667.50
	LUPERON	9,150	11x17	3.03	27,724.50
	CABARETE (DM)	9,775	8.5x14	7.70	75,267.50
	SABANETA DE YASICA (DM)	3,975	8.5x14	7.70	30,607.50
	SOSUA	29,300	11x17	3.03	88,779.00
	ESTERO HONDO (DM)	2,725	8.5x14	7.70	20,982.50
	GUALETE (DM)	2,150	8.5x14	7.70	16,555.00
	LA JAIBA (DM)	2,525	8.5x14	7.70	19,442.50
	VILLA ISABELA	9,750	11x17	3.03	29,542.50
	VILLA MONTELLANO	15,200	11x17	3.03	46,056.00
Subtotal Provincia Puerta Plata					629,042.75
ITBIS					113,227.70
Total General Provincia Puerta Plata RD\$					742,270.45
SAMANA	LAS TERRENAS	15,050	11x17	2.57	38,678.50
	ARROYO BARRIL (DM)	9,300	8.5x14	5.09	47,337.00
	EL LIMON (DM)	5,200	8.5x14	5.09	26,468.00
	LAS GALERAS (DM)	5,575	8.5x14	5.09	28,376.75
	SAMANA	30,675	11x17	2.57	78,834.75
	SANCHEZ	24,050	11x17	2.57	61,808.50
Subtotal Provincia Samaná					281,503.50
ITBIS					50,670.63
Total General Provincia Samaná RD\$					332,174.13

Am



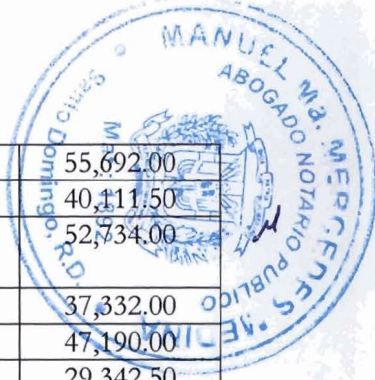
SAN CRISTOBAL	BAJOS DE HAINA	69,500	11x17	4.23	293,985.00
	EL CARRIL (DM)	18,850	8.5x14	3.22	60,697.00
	QUITA SUEÑO (DM)	14,550	8.5x14	3.22	46,851.00
	CAMBITA EL PUEBLECITO (DM)	6,750	8.5x14	3.22	21,735.00
	CAMBITA GARABITOS	15,800	11x17	4.23	66,834.00
	LOS CACAOS	5,675	11x17	4.23	24,005.25
	SABANA GRANDE DE PALENQUE	14,175	11x17	4.23	59,960.02
	SAN GREGORIO DE NIGUA	24,550	11x17	4.23	103,846.50
	LA CUCHILLA (DM)	7,500	8.5x14	3.22	24,150.00
	MEDINA (DM)	4,900	8.5x14	3.22	15,778.00
	SAN JOSE-PINO HERRADO-EL PUERTO(DM)	10,525	8.5x14	3.22	33,890.50
	VILLA ALTAGRACIA	46,600	11x17	4.23	197,118.00
	DOÑA ANA (DM)	10,350	8.5x14	3.22	33,327.00
YAGUATE	27,650	11x17	4.23	116,959.50	
Subtotal Provincia San Cristóbal					1,099,137.00
ITBIS					197,844.66
Total General Provincia San Cristóbal RD\$					1,296,981.66
SAN JOSE DE OCOA	RANCHO ARRIBA	8,275	11x17	3.19	26,397.25
	SABANA LARGA	9,075	11x17	3.19	28,949.25
	EL NARANJAL (DM)	3,625	8.5x14	8.83	32,008.75
	EL PINAR (DM)	3,525	8.5x14	8.83	31,125.75
	LA CIENAGA (DM)	3,325	8.5x14	8.83	29,359.75
	NIZAO-LAS AUYAMAS (DM)	2,550	8.5x14	8.83	22,516.50
	SAN JOSE DE OCOA	28,325	11x17	3.19	90,356.75
Subtotal Provincia San José de Ocoa					260,714.00
ITBIS					46,928.52
Total General Provincia San José de Ocoa RD\$					307,642.52
SAN JUAN	ARROYO CANO (DM)	3,350	8.5x14	6.57	22,009.50
	BOHECHIO	2,875	11x17	3.41	9,803.75
	YAQUE (BUENA VISTA) (DM)	3,725	8.5x14	6.57	24,473.25
	BATISTA (DM)	2,925	8.5x14	6.57	19,217.25
	DERRUMBADERO (EL NUEVO BRAZIL) (DM)	4,600	8.5x14	6.57	30,222.00
	EL CERCADO	14,250	11x17	3.41	48,592.50
	JINOVA (DM)	4,150	8.5x14	6.57	27,265.50
JUAN DE HERRERA	8,275	11x17	3.41	28,217.75	

Handwritten signature



	CARRERA DE YEGUAS (DM)	5,250	8.5x14	6.57	34,492.50
	LAS MATAS DE FARFAN	27,650	11x17	3.41	94,286.50
	MATAYAYA (DM)	5,900	8.5x14	6.57	38,763.00
	JORGILLO (DM)	2,700	8.5x14	6.57	17,739.00
	VALLEJUELO	8,975	11x17	3.41	30,604.75
Subtotal Provincia San Juan					425,687.25
ITBIS					76,623.71
Total General Provincia San Juan RD\$					502,310.96
SAN PEDRO DE MACORIS	CONSUELO	26,500	11x17	3.05	80,825.00
	GUAYACANES	8,575	11x17	3.05	26,153.75
	EL PUERTO (DM)	3,425	8.5x14	10.79	36,955.75
	GAUTIER (DM)	2,875	8.5x14	10.79	31,021.25
	LOS LLANOS	12,825	11x17	3.05	39,116.25
	QUISQUEYA	16,125	11x17	3.05	49,181.25
	RAMON SANTANA	8,175	11x17	3.05	24,933.75
Subtotal Provincia San Pedro de Macorís					288,187.00
ITBIS					51,873.66
Total General Provincia San Pedro de Macorís RD\$					340,060.66
SANCHEZ RAMIREZ	CEVICOS	9,050	11x17	2.30	20,815.00
	LA CUEVA (DM)	5,275	8.5x14	5.20	27,430.00
	CABALLERO (DM)	2,750	8.5x14	5.20	14,300.00
	COMEDERO ARRIBA (DM)	2,425	8.5x14	5.20	12,610.00
	COTUI	49,075	11x17	2.30	112,872.50
	PLATANAL (DM)	3,825	8.5x14	5.20	19,890.00
	QUITA SUEÑO (DM)	4,050	8.5x14	5.20	21,060.00
	ZAMBRANA ABAJO (DM)	11,300	8.5x14	5.20	58,760.00
	FANTINO	22,400	11x17	2.30	51,520.00
	ANGELINA (DM)	9,825	8.5x14	5.20	51,090.00
	HERNANDO ALONZO (DM)	4,425	8.5x14	5.20	23,010.00
	LA BIJA (DM)	8,825	8.5x14	5.20	45,890.00
	VILLA LA MATA	12,300	11x17	2.30	28,290.00
Subtotal Provincia Sanchez Ramirez					487,537.50
ITBIS					87,756.75
Total General Provincia Sanchez Ramirez RD\$					575,294.25
SANTIAGO	BAITOA	12,850	11x17	2.42	31,097.00
	EL CAIMITO (DM)	5,475	8.5x14	4.08	22,338.00
	JANICO	10,275	11x17	2.42	24,865.50
	JUNCALITO (DM)	3,650	8.5x14	4.08	14,892.00

Am



	LAS PALOMAS (DM)	13,650	8.5x14	4.08	55,692.00
	LICEY AL MEDIO	16,575	11x17	2.42	40,111.50
	CANABACOA ABAJO (DM)	12,925	8.5x14	4.08	52,734.00
	GUAYABAL (DM)	9,150	8.5x14	4.08	37,332.00
	PUNAL	19,500	11x17	2.42	47,190.00
	SABANA IGLESIA	12,125	11x17	2.42	29,342.50
	EL RUBIO (DM)	7,825	8.5x14	4.08	31,926.00
	LAS CUESTA (DM)	4,150	8.5x14	4.08	16,932.00
	LAS PLACETAS (DM)	3,525	8.5x14	4.08	14,382.00
	SAN JOSE DE LAS MATAS	30,100	11x17	4.08	122,808.00
	CANCA LA PIEDRA (DM)	12,600	8.5x14	4.08	51,408.00
	TAMBORIL	37,575	11x17	2.42	90,931.50
	VILLA BISONO - NAVARRETE-	38,700	11x17	2.42	93,654.00
	EL LIMON (DM)	3,850	8.5x14	4.08	15,708.00
	PALMAR ARRIBA (DM)	4,425	8.5x14	4.08	18,054.00
	VILLA GONZALEZ	24,750	11x17	2.42	59,895.00
Subtotal Provincia Santiago					871,293.00
ITBIS					156,832.74
Total General Provincia Santiago RD\$					1,028,125.74
SANTIAGO RODRIGUEZ	MONCION	13,375	11x17	2.78	37,182.50
	SAN IGNACIO DE SABANETA	34,625	11x17	2.78	96,257.50
	VILLA LOS ALMACIGOS	10,850	11x17	2.78	30,163.00
Subtotal Provincia Santiago Rodríguez					163,603.00
ITBIS					29,448.54
Total General Provincia Santiago Rodríguez RD\$					193,051.54
SANTO DOMINGO	BOCA CHICA	61,300	11x17	2.11	129,343.00
	LA CALETA (DM)	39,900	8.5x14	3.05	121,695.00
	LA CUABA (DM)	5,950	8.5x14	3.05	18,147.50
	LA GUAYIGA (DM)	17,075	8.5x14	3.05	52,078.75
	PEDRO BRAND	28,700	11x17	2.11	60,557.00
	HATO VIEJO (DM)	2,400	8.5x14	3.05	7,320.00
	SAN ANTONIO DE GUERRA	27,000	11x17	2.11	56,970.00
Subtotal Provincia Santo Domingo					446,111.25
ITBIS					80,300.03
Total General Provincia Santo Domingo RD\$					526,411.28
VALVERDE	BOCA DE MAO (DM)	3,600	8.5x14	7.57	27,252.00

Am

	ESPERANZA	35,775	11x17	2.78	99,454.50
	JICOME (DM)	3,725	8.5x14	7.57	28,198.25
	MAIZAL (DM)	7,950	8.5x14	7.57	60,181.50
	PARADERO (DM)	1,200	8.5x14	7.57	9,084.00
	CRUCE DE GUAYACANES (DM)	4,250	8.5x14	7.57	32,172.50
	JAIBÓN (DM)	4,725	8.5x14	7.57	35,768.25
	LA CAYA (DM)	1,850	8.5x14	7.57	14,004.50
	LAGUNA SALADA	8,475	11x17	2.78	23,560.50
Subtotal Provincia Valverde					329,676.00
ITBIS					59,341.68
Total General Provincia Valverde RD\$					389,017.68
Subtotal General RD\$					12,515,109.25
ITBIS					2,252,719.67
TOTAL GENERAL RD\$					14,767,828.92

Catorce millones setecientos sesenta y siete mil ochocientos veinte y ocho pesos con 92/100

Condiciones de pago: 20% de anticipo y 80% crédito a 30 días.

Tiempo de entrega: 15 días calendarios luego de entrega de arte, garantizando entregas parciales a conveniencia de la Junta Central Electoral.

Nombre Ramón Amado Marte Jiménez en calidad de Administrador debidamente autorizado para actuar en nombre y representación de Editora Corripio S.A.S.

Ramón Amado Marte Jiménez
Administrador

El día 08 del mes Enero de 2020

