


Neftali Parra

De: Jaime Casimiro Giron
Enviado el: miércoles, 24 de mayo de 2017 09:29 a.m.
Para: Neftali Parra
Asunto: RV: Foto de Jota-C
Datos adjuntos: IMG-20170523-WA0006.jpg

De: Jaime Casimiro Giron
Enviado el: martes, 23 de mayo de 2017 11:28 a.m.
Para: Bartolomé Dickson Pujols
Asunto: RV: Foto de Jota-C

De: Glennys De la Cruz

Tom, Esta es la muestra de la tabla de planchar que se necesita...



PAD

Drawings, Layouts

HEALTHY
Healthy & Co

**DRY CLEANING
PAD**

Easy... Quick... Safe!



per 2000
per 2000
per 2000
per 2000
per 2000
per 2000



NESCHEN


filmoplast[®] P

Reparaturband - Mending tape - Ruban de réparation
Reparatietape - Nastro per la Riperazone - Cinta Reparadora



Säurefrei - Acid free - Exempt d'acidité - Zuurvrij
Esente da acid - Exento de acido

50 m x 2 cm
Art-Nº: 25360



filmoplast R

1500 x 3000

1500 x 3000

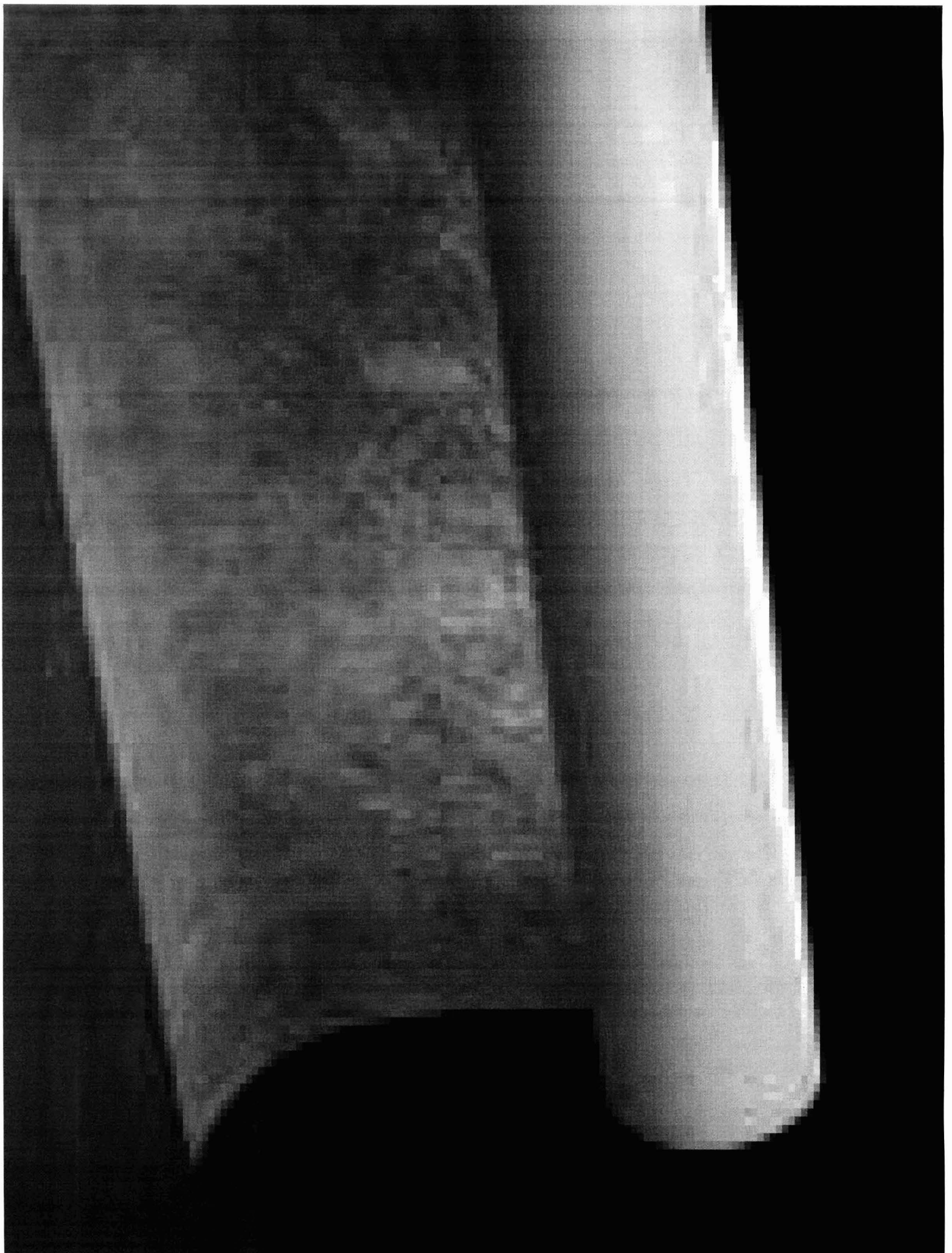



Anti-Virus: Care
Professional &
on Handling


Minimum capacity
It is important to
check the manual
for the correct
instructions and
to ensure that the
virus is properly
disposed of.














1911




1 1/2 oz.

Professional Drafting
Dry Cleaning Pad




Directions for use: Gently squeeze or twist until a small amount of powder can be seen on the surface of the pad. Rub pad on area to be cleaned, applying pressure as necessary. Use a soft dust brush to remove powder from the cleaned area. *Note: Even though pad surface might appear dirty after continued use, this dirt will not transfer.*



Plegadera de teflón para encuadernar 15 cm.



Brocha de pintar 4"



Plegadera hueso 15 cm. (punta redonda-flecha)