



cecomsa®

AV. ROMULO BETANCOURT, #331 BELLA VISTA, D. N.

TEL:809-532-7026 / FAX:809-534-9430

RNC : 102316163

SEÑORES : JUNTA CENTRAL ELECTORAL

EMAIL : angel_mejia@jce.do, diomedes02_8@yahoo.com

PROPUESTA : Cotización

ASUNTO : CP-29-2017

NO. COTIZACION : 02-00018128

FECHA : 13/12/2017

FECHA VIGENCIA : 13/12/2017

TIEMPO DE ENTREGA : 20-25 DIAS HABILES

CONDICIONES DE PAGO: CREDITO 30 DIAS

OBSERVACIONES :

CANT.	REFE	DESCRIPCION	GARANTIA	PRECIO	TOTAL
6	ORG23	ORGANIZADOR DE CABLE NEWLINK HORIZONTAL 1U 5-RING (0205002) GARANTIA DE 1 AÑO CUBIERTA POR EL FABRICANTE	1 AÑO	253.30	1,519.80
8	PAT30	PATCH PANEL NETSYS 24-PORT CAT-6 (PPC624PT) GARANTIA LIMITADA POR EL FABRICANTE	1 AÑO	1,590.56	12,724.48
2	RAC41	RACK NEXXT 19" X 7FT (AW220NXT74) GARANTIA LIMITADA CUBIERTA POR EL FABRICANTE	2 AÑOS	12,433.10	24,866.20
20	CAB1114	PATCH CORD NEWLINK LC-LC 5MTS 10GB (120505D) GARANTIA DE 1 AÑO CUBIERTA POR EL FABRICANTE	1 AÑO	988.42	19,768.40
2	CAB16	CABLE NEXXT P/RED UTP CAT-6 BOX (1000FT)(AB356NXT01) GARANTIA LIMITADA DE 2 AÑOS POR EL FABRICANTE	2 AÑOS	3,919.59	7,839.18
100	CAB210	PATCH CORD NETSYS CAT-6 7FT (61887) GARANTIA LIMITADA POR EL FABRICANTE	1 AÑO	88.62	8,862.00
4		Switch Cisco SG550XG-24T 24-Port 10GBase-T Stackable Managed Switch Numero de parte: SG550XG-24T-K9-NA	1 AÑO	213,025.21	852,100.84
4		SMARTNET 8X5XNBD Cisco SG550XG-24T 24-port 10GBase-T Stac Duration: 1 year Numero de Parte: CON-SNT-SG55T9NA	1 AÑO	23,509.16	94,036.64

SUB-TOTAL: 1,021,717.54
 ITBIS: 183,909.16
TOTAL GENERAL: RD\$1,205,626.70

Precios válidos por 30 días.

Esperando que nuestra propuesta sea aceptada y agradeciendo la gentileza de habernos tomado en cuenta.

Atentamente,

Filda Hernández
 FILDA HERNANDEZ

CALL US @ **305 406 0338**. SE HABLA ESPAÑOL

(<http://netsys-usa.com/index.php/>)

(<http://netsys->

[usa.com/index.php/customer/account/](http://netsys-usa.com/index.php/customer/account/))

Menu

HOME ([HTTP://NETSYS-USA.COM/INDEX.PHP/](http://netsys-usa.com/index.php/)) / **ABOUT US**

ABOUT NETSYS USA

NETSYS GROUP USA Network Systems Solutions® is a leader manufacturer of high quality networking cabling structure products; a company that provides uncompromising product quality and performance, internationally recognized as a leader manufacturing offering a complete line of Fiber Optic Solutions, Copper Cabling Structures, Server Cabinets, and all connectivity product solutions for commercial, industrial, military and medical sectors.

We provide products that are essential to design and build your IT infrastructure. Our products are modeled to exceed the most stringent ANSI, UL, ETL and CSA requirements. In addition, all of our premise and fiber optic cables comply with TIA/EIA telecommunications cabling standards. With so much depending on the speed and bandwidth of a business' network, you must demand the best. Whether it's a data center expansion or a complete infrastructure overhaul, the quality of the cable used will determine how much data is transmitted quickly and dependably.

We are a business dedicated to offer you superior customer service, applying educated business principles to keep our business as well as our client's companies. With understanding the needs of each one of our customers, **NETSYS GROUP USA** is entirely committed to meeting individual customer needs and anticipating new technology.

All of **NETSYS GROUP USA Network Systems Solutions®** products are covered with a limited lifetime warranty; other brands products purchased through NETSYS GROUP USA are covered according to the original manufacture warranty policy.

Our sales staff is dedicated to exceed your expectations, please contact us any time by e-mail or call us during business hours.

ABOUT US (HTT
P://NETSYS-US
A.COM/INDEX.P
HP/ABOUT-MA
GENTO-DEMO-S
TORE)

CUSTOMER SE
RVICE (HTTP://
NETSYS-USA.C
OM/INDEX.PH

SITE MAP (HTT
P://NETSYS-US
A.COM/INDEX.P
HP/CATALOG/S
EO_SITEMAP/C
ATEGORV/)

SEARCH TERM
S (HTTP://NETS
YS-USA.COM/IN
DEX.PHP/CATA



P/CUSTOMER-S
ERVICE)

LOGSEARCH/TE
RM/POPULAR/)

PRIVACY POLIC
Y (HTTP://NETS
YS-USA.COM/IN
DEX.PHP/PRIVA
CY-POLICY-COO
KIE-RESTRICATIO
N-MODE)

ADVANCED SEA
RCH (HTTP://N
ETSYS-USA.CO
M/INDEX.PHP/
CATALOGSEAR
CH/ADVANCE
D/)

ORDERS AND R
ETURNS (HTT
P://NETSYS-US
A.COM/INDEX.P
HP/SALES/GUE
ST/FORM/)

CONTACT US (H
TTP://NETSYS-
USA.COM/INDE
X.PHP/CONTAC
TS/)





Política de Garantía

Nexxt Solutions garantiza al comprador original que el producto Nexxt Solutions ("El Producto"), cuando se vende en su empaque original, estará libre de defectos de fabricación y materiales, y está acuerda que de acuerdo en que, a su discreción, reparará el defecto o sustituirá el producto defectuoso o parte del mismo sin cargo alguno para el comprador por las piezas o mano de obra.

Nuestra garantía no se aplica a los productos que han sido objeto de negligencia, accidente, mal uso, instalación inadecuada o almacenamiento inapropiado, que pueden disminuir su rendimiento por debajo de la categoría correspondiente al mismo. Esta garantía no cubre los daños eléctricos por rayos y fuerzas eléctricas que superan los límites estándar aceptables para el producto. Nuestra responsabilidad en virtud de esta garantía no superará en ningún caso el precio de compra de los productos.

Productos Activos Cableados de Redes

Nexxt Solutions garantiza que toda su línea de productos activos cableados para redes estará libre de defectos de fabricación y materiales en condiciones de uso y funcionamiento normales durante el período de garantía aplicable. Los Productos Activos Cableados de Redes, en lo sucesivo como "productos activos", se definen como todos los productos que requieren un suministro de energía, ya sea interna o externa, para transmitir y recibir datos a través de un cable. También se incluyen en esta definición los probadores, transmisores-receptores y tarjetas de redes de cable. Todos los productos activos poseen una **garantía limitada de 2 años** a partir de la fecha de compra en un distribuidor autorizado de Nexxt Solutions. Nexxt Solutions podrá, a su discreción, reparar o reemplazar cualquier producto garantizado que sea defectuoso con un producto similar o funcionalmente equivalente, durante el período de garantía aplicable. Nexxt Solutions hará esfuerzos razonables para reparar o reemplazar cualquier producto defectuoso bajo garantía en un plazo de 30 días a la devolución del mismo.





Política de Garantía

Productos Activos Inalámbricos de Redes

Nexxt Solutions garantiza que toda su línea de equipos activos de red inalámbricos estará libre de defectos de fabricación y de materiales en condiciones de uso y funcionamiento normales durante el período de garantía aplicable. Los Productos Activos Inalámbricos de Redes, en lo sucesivo equipos denominados "productos inalámbricos", se definen como todos los productos que requieren una fuente de energía, ya sea interna o externa, que transmitir y recibir datos de forma inalámbrica. También se incluyen en esta definición a los adaptadores USB Bluetooth y tarjetas PCI LAN inalámbricas. Todos los productos inalámbricos poseen una **garantía limitada de 3 años** a partir de la fecha de compra en un distribuidor autorizado Nexxt Solutions. Nexxt Solutions podrá, a su discreción, reparar o reemplazar cualquier producto garantizado que sea defectuoso con un producto similar o funcionalmente equivalente, durante el período de garantía aplicable. Nexxt Solutions hará esfuerzos razonables para reparar o reemplazar cualquier producto defectuoso bajo garantía en un plazo de 30 días a la devolución del mismo.

Productos Pasivos de Redes

Nexxt Solutions garantiza que toda su línea pasiva de productos para redes pasiva estará libre de defectos de fabricación y materiales en condiciones de uso y funcionamiento normales, para el período de garantía aplicable. Los Equipos Pasivos de Redes, en lo sucesivo como "productos pasivo", se define como todos los productos que no requieren de fuente de alimentación (ya sea interna o externa) con el fin de garantizar su operación. También se incluyen en esta definición a las Herramientas. Todas los productos pasivos de Nexxt Solutions poseen una **garantía limitada de por vida*** a partir de la fecha de compra en un distribuidor autorizado de Nexxt Solutions. Nexxt Solutions podrá, a su discreción, reparar o reemplazar cualquier producto garantizado que sea defectuoso con un producto similar o funcionalmente equivalente, durante el período de garantía aplicable. Nexxt Solutions hará esfuerzos razonables para reparar o reemplazar cualquier producto defectuoso bajo garantía en un plazo de 30 días a la devolución del mismo.





Política de Garantía

Productos Metalmecánicos

NEXXT SOLUTIONS garantiza toda su línea de productos metalmecánicos estará libre de defectos de fabricación y materiales en condiciones de uso y funcionamiento normales durante el período de garantía aplicable. Productos Metalmecánicos incluyen bastidores, carcasas, soportes, estantes, bandejas, sistemas de gestión de cables, y sus correspondientes accesorios de fijación. Todos los productos de metalmecánica poseen una **garantía limitada de 15 años**** a partir de la fecha de compra en un Distribuidor Autorizado de Nexxt Solutions. Nexxt Solutions podrá, a su discreción, reparar o reemplazar cualquier producto garantizado que sea defectuoso con un producto similar o funcionalmente equivalente, durante el período de garantía aplicable. Nexxt Solutions hará esfuerzos razonables para reparar o reemplazar cualquier producto defectuoso bajo garantía en un plazo de 30 días a la devolución del mismo.

Denegación y aclaratorias

En ningún caso NEXXT SOLUTIONS, sus distribuidores autorizados o revendedores y sus representantes serán responsables por cualquier pérdida o daño, incluyendo (sin estar limitado a) pérdida o daño indirecto, lucro cesante o cualquier otra pérdida o daño resultante de la pérdida de datos derivada de, o relacionada con el uso de nuestros productos.

* La garantía limitada de por vida para nuestros productos pasivos aplica a los productos no instalados. Esta garantía podrá ser extensiva de manera solidaria a las instalaciones de cableado estructurado cuando todo el canal (compuesto por cable UTP, *Keystone Jacks*, conectores 8P8C (tipo RJ45), cables *Patch Cords* y paneles de conexión) utilizado en dicha instalación sea marca Nexxt Solutions, y la instalación haya sido realizada y certificada por un instalador certificado por Nexxt Solutions, en cuyo caso una garantía limitada de **25 años** aplicará sobre los productos NEXXT SOLUTIONS una vez instalados, y su correcta operatividad haya sido oficialmente certificados por el instalador certificado de Nexxt Solutions.

** Todas las unidades de ventilación, ya sea pre-instaladas en un producto metalmecánico o de forma individual poseen una garantía limitada de 5 años a partir de la fecha de compra en Distribuidor Autorizado de Nexxt Solutions.

Nuestra garantía cubre un producto durante la vigencia del mismo, que se define como el período durante el cual es un producto "vigente" de Nexxt Solutions. Un producto se considera "vigente" siempre que aparezca listado en la lista de precios actual de Nexxt Solutions. En el caso de los productos activos, Nexxt Solutions podría, a su discreción, reemplazar la garantía de un producto descontinuado siempre que la garantía del mismo no haya caducado. Como medida que surge con nuevas tecnologías, las viejas tecnologías se vuelven obsoletas, y NEXXT SOLUTIONS pudiere, a su discreción, sustituir un producto antiguo en su línea con otro que incorpore estas nuevas tecnologías. En ese momento, los productos obsoletos se descontinúan, y ya no son productos "vigentes" de NEXXT SOLUTIONS. Nuevas tecnologías no sustituirán a las viejas a menos que el nuevo producto que las contiene sea una actualización oficial del producto más antiguo.



GARANTIAS NEWLINK

NEWLINK-USA Inc. es el fabricante líder en el suministro de componentes activos y pasivos para las redes LAN en más de 30 países de la Región America y Caribe.

NEWLINK otorga las siguientes garantías a partir de la fecha de adquisición:

- **Lifetime Limited Warranty:** Garantía de por vida para reemplazo de componentes de cableado estructurado por defectos de fabricación.
- **Activos:** Garantía de 12 meses para reemplazo o reparación de equipos de la línea activa.
- **Fibra Optica:** los cables de fibra óptica están cubiertos por una garantía de 12 meses.
- **Rejillas Metálicas:** las rejillas metálicas o Cable Trays y sus accesorios están cubiertos por una garantía de 12 meses.
- **NEWMAX-25** Garantía de 25 años de Cumplimiento de Performance, cubre el reemplazo de componentes de cableado estructurado instalado en proyectos documentados y certificados por Instaladores Autorizados.
- **Gabinetes, Racks y Accesorios:** los gabinetes Newlink están cubiertos por una garantía de 12 meses.
- **Herramientas y Equipos de medición:** Garantía de 12 meses para reemplazo o reparación de Herramientas y Equipos de medición

Existen requisitos especiales para aplicar a éste programa.

Atentamente,

Newlink Cabling Systems



Cisco 550X Series Stackable Managed Switches

Advanced Features for Demanding Environments at an Affordable Price


Your business is growing, and that means more customers, more opportunities, and more attention on your company. The only problem: Your network was built for a smaller operation. As you add more devices, applications, and users, your IT environment will become increasingly difficult and expensive to manage. Even worse, as the network becomes more complex and overloaded, your users are likely to see sluggish performance and even outages.

With customers and employees depending on your business more than ever before, a slow or unreliable network is not an option. You need an IT backbone that provides excellent performance, nonstop availability, and advanced security. The ideal network will be easy to manage, support advanced features that will grow with your company, and be at a price that's affordable.

Cisco 550X Series Stackable Managed Switches


The Cisco[®] 550X Series (Figure 1) are the next-generation stackable managed Ethernet switches that provide the advanced capabilities and superior performance you need to support a more demanding network environment at an affordable price. These switches incorporate fan and power hardware redundancy, increasing overall network availability. The SG550X and SF550X models provide 24 or 48 ports of Gigabit Ethernet and Fast Ethernet connectivity with 10 Gigabit uplinks. The SG550XG models provide 16, 24, or 48 ports of 10 Gigabit Ethernet with both copper and fiber connection options, providing a solid foundation for your current business applications, as well as those you are planning for the future. At the same time, these switches are easy to deploy and manage, without a large IT staff.

Figure 1. Cisco 550X Series Stackable Managed Switches



Cisco 550X Series switches are designed to protect your technology investment as your business grows. Unlike switches that claim to be stackable but have elements that are administered and troubleshot separately, the Cisco 550X Series provides true stacking capability, allowing you to configure, manage, and troubleshot multiple physical switches as a single device and more easily expand your network.

A true stack delivers a unified data and control plane, in addition to a management plane, providing flexibility, scalability, and ease of use because the stack of units operate as a single entity constituting all the ports of the stack members. The switches also protect your technology investment with an enhanced warranty, dedicated technical support, and the ability to upgrade equipment in the future and receive credit for your Cisco 550X Series switch. Overall, the Cisco 550X Series provides the ideal technology foundation for a growing business.



Features and Benefits

Cisco 550X Series switches provide the advanced feature set that growing businesses require and that high-bandwidth applications and technologies demand. These switches can improve the availability of your critical applications, protect your business information, and optimize your network bandwidth to more effectively deliver information and support applications. The switches provide the following benefits.

High-Performance 10 Gigabit Ethernet

Cisco 550X Series switches break the barrier of 10 Gigabit Ethernet adoption by providing affordable and flexible configurations customized for the demanding network requirements of small and medium businesses.

With 10G copper ports on SG550XG switches, you can easily and cost-effectively enable 10G connections to servers and network storage devices with standard RJ45 Ethernet cable. You can also connect your SG550X access switches to the SG550XG aggregation with 10G SFP+ fiber, building a high-performance backbone to speed up the overall operation of your network.

High Reliability and Resiliency

In a growing business in which availability 24 hours a day, 7 days a week is critical, you need to assure that employees and customers can always access the data and resources whenever they need. In these environments, stackable switches can play an important role in eliminating downtime and improving network resiliency. For example, if a switch within a Cisco 550X Series stack fails, another switch immediately takes over, keeping your network up and running. You can also replace individual devices in the stack without taking your network offline or affecting employee productivity.

The Cisco 550X Series is designed to deliver hardware redundancy at the lowest incremental cost. Power redundancy is delivered with the Cisco RPS2300 external RPS system. If power to the switch is lost (through loss of AC power or power supply failure), the switch will automatically, and instantaneously, obtain its power from the RPS. This switchover occurs so quickly that there is no loss in traffic or reboot of the device. A Cisco RPS2300 system can be connected to up to six 550X Series switches to provide redundancy. Cooling fan redundancy is delivered through preinstalled N+1 configuration. A switch can fully support all its capabilities for the life of the product with only N fans. If one of the fans fails, the spare fan automatically takes over, without causing any downtime.

The Cisco 550X Series provides an additional layer of resiliency with support for the Virtual Router Redundancy Protocol (VRRP). VRRP lets you extend the same resiliency that stacking provides for individual switches to complete network domains. By running VRRP between two stacks, you can instantly cut over from one stack to another in the event of a problem and continue operating even after a failure.

The Cisco 550X Series also supports dual images, allowing you to perform software upgrades without having to take the network offline or worry about the network going down during the upgrade.

Power over Ethernet Plus (PoE+) and 60W PoE

Cisco 550X Series switches support the Power over Ethernet Plus (PoE+) standard (IEEE 802.3at), providing up to 30 watts per port. The switches also support 60W PoE on selected ports to power compact switches, high-power wireless access points, or connected lighting. The power is managed in a smart fashion such that only the amount of power the endpoint needs is delivered to it and not wasted. As a result, the switches can support devices that require more power, such as 802.11ac wireless access points, video-based IP phones, surveillance cameras, and more.

PoE capabilities simplify the deployment of advanced technologies by allowing you to connect and power network endpoints over a single Ethernet cable, without having to install separate power supplies. Cisco 550X Series switches are also fully backward compatible with IEEE 802.11af PoE and Cisco legacy PoE protocols.

Power Efficiency

The Cisco 550X Series integrates a variety of power-saving features across all models, providing the industry's most extensive energy-efficient switching portfolio. These switches are designed to conserve energy by optimizing power use, which helps protect the environment and reduce your energy costs. They provide an eco-friendly network solution without compromising performance. Cisco 550X Series switches feature:

- Support for the Energy Efficient Ethernet (IEEE 802.3az) standard, which reduces energy consumption by monitoring the amount of traffic on an active link and putting the link into a sleep state during quiet periods
- The latest application-specific integrated circuits (ASICs), which use low-power 28- or 40-nanometer technology and low-power, high-performance ARM CPUs
- Automatic power shutoff on ports when a link is down
- LEDs that can be turned off to save power
- Embedded intelligence to adjust signal strength based on the length of the connecting cable
- Smart fans in which fan speed is automatically adjusted according to switch temperature to decrease acoustic noise and save power

Advanced Stacking

Some switches claim to support stacking but in practice support only "clustering," meaning that each switch must still be managed and configured individually. Cisco 550X Series switches provide true stacking capability, allowing you to configure, manage, and troubleshoot all switches in a stack as a single unit, with a single IP address for up to a maximum of 400 Ethernet ports.


A true stack delivers a unified data and control plane, in addition to management plane, providing flexibility, scalability, and ease of use because the stack of units operates as a single entity constituting all the ports of the stack members. This capability can radically reduce complexity in a growing network environment while improving the resiliency and availability of network applications. True stacking also provides other cost savings and administrative benefits through features such as cross-stack QoS, VLANs, LAGs, and port mirroring, which clustered switches cannot support.

Using standard 10G fiber or copper connections, the Cisco 550X Series supports both local and horizontal stacking deployments and the flexibility of ring or chain topology. The switches also have the capability to use link aggregation port as the stacking port, providing even higher stacking bandwidth for demanding applications.

Easy Deployment and Use

Cisco 550X Series switches are designed to be easy to use and manage by small and medium businesses, commercial customers, or the partners that serve them. Features include:

- Simple and advanced mode graphic user interfaces reduce the time required to deploy, troubleshoot, and manage the network and allow you to support sophisticated capabilities without increasing IT head count.
- Configuration wizards simplify the most common configuration tasks and provide the ultimate tool for anyone to easily set up and manage the network.



-
- The switches also support Textview, a full command-line interface (CLI) option for customers or partners that prefer it.
 - The USB port on the switch enables easy image and configuration transfer for faster deployment or upgrade.
 - Using Auto Smart ports intelligence, the switch can detect a network device connected to any port and automatically configure the optimal security, quality of service (QoS), and availability on that port.
 - Cisco Discovery Protocol discovers Cisco devices and allows devices to share critical configuration information, simplifying network setup and integration.
 - Support for Simple Network Management Protocol (SNMP) allows you to set up and manage your switches and other Cisco devices remotely from a network management station, improving IT workflow and mass configurations.
 - The Cisco FindIT utility, which works through a simple toolbar on the user's web browser, discovers Cisco devices in the network and displays basic information, such as serial numbers and IP addresses, to aid in configuration and deployment. (For more information and to download this free utility, visit <http://www.cisco.com/go/findit>.)

Simplified IT Operation

Cisco 550X Series switches help optimize your IT operations with built-in features that simplify day-to-day network operation:

- True stacking allows you to configure, manage, and troubleshoot multiple physical switches as a single entity.
- Cisco switches use common chipsets/software across all switching portfolios, so all Cisco switches within a series support the same feature set, making it easier to manage and support all switches across the network.

Strong Security

Cisco 550X Series switches provide the advanced security features you need to protect your business data and keep unauthorized users off the network:

- Embedded Secure Sockets Layer (SSL) encryption protects management data traveling to and from the switch.
- Extensive access control lists (ACLs) restrict sensitive portions of the network to keep out unauthorized users and guard against network attacks.
- Guest VLANs let you provide Internet connectivity to nonemployee users while isolating critical business services from guest traffic.
- Support for advanced network security applications such as IEEE 802.1X port security tightly limits access to specific segments of your network. Web-based authentication provides a consistent interface to authenticate all types of host devices and operating systems, without the complexity of deploying IEEE 802.1X clients on each endpoint.
- Advanced defense mechanisms, including dynamic Address Resolution Protocol (ARP) inspection, IP Source Guard, and Dynamic Host Configuration Protocol (DHCP) snooping, detect and block deliberate network attacks. Combinations of these protocols are also referred to as IP-MAC port binding (IPMB).

-
- IPv6 First Hop Security extends the advanced threat protection to IPv6. This comprehensive security suite includes ND inspection, RA guard, DHCPv6 guard, and neighbor binding integrity check, providing unparalleled protection against a vast range of address spoofing and man-in-the-middle attacks on IPv6 networks.
 - Time-based ACLs and port operation restrict access to the network during predesignated times, such as business hours.
 - Uniform MAC address-based security can be applied automatically to mobile users as they roam between wireless access points.
 - Secure Core Technology (SCT) helps ensure that the switch is able to process management traffic in the face of a denial-of-service (DoS) attack.
 - Private VLAN provides Layer 2 isolation between devices on the same VLAN.
 - Storm control can be applied to broadcast, multicast, and unknown unicast traffic.
 - Protection of management sessions is possible using RADIUS, TACACS+, and local database authentication as well as secure management sessions over SSL, SSH, and SNMPv3.
 - DoS attack prevention maximizes network uptime in the presence of an attack.

Advanced Layer 3 Traffic Management

The Cisco 550X Series enables a more advanced set of traffic management capabilities to help growing businesses organize their networks more effectively and efficiently. For example, the switches provide static Layer 3 routing, allowing you to segment your network into workgroups and communicate across VLANs without degrading application performance.

With these capabilities, you can boost the efficiency of your network by offloading internal traffic-handling tasks from your router and allowing it to manage primarily external traffic and security.


Additionally, Cisco 550X series provide dynamic Layer 3 routing features. With these capabilities, you can minimize the need to manually configure routing devices and simplify the ongoing operation of the network.

IPv6 Support

As the IP address scheme evolves to accommodate a growing number of network devices, the Cisco 550X Series can support the transition to the next generation of networking and operating systems. These switches continue to support previous-generation IPv4, allowing you to evolve to the new IPv6 standard at your own pace and helping ensure that your current network will continue to support your business applications in the future. Cisco 550X Series switches have successfully completed rigorous IPv6 testing and have received the USGv6 and IPv6 Gold certification.

Networkwide Automatic Voice Deployment

Using a combination of Cisco Discovery Protocol, LLDP-MED, Auto Smart ports, and Voice Services Discovery Protocol (VSDP, a unique Cisco protocol), customers can deploy an end-to-end voice network dynamically. The switches in the network automatically converge around a single voice VLAN and QoS parameters and then propagate them out to the phones on the ports where they are discovered. For example, automated voice VLAN capabilities let you plug any IP phone (including third-party phones) into your IP telephony network and receive an immediate dial tone. The switch automatically configures the device with the right VLAN and QoS parameters to prioritize voice traffic.



Peace of Mind and Investment Protection

Cisco 550X Series switches offer the reliable performance and peace of mind you expect from a Cisco switch. When you invest in the Cisco 550X Series, you gain the benefits of:

- Limited lifetime warranty with next-business-day (NBD) advance replacement (where available; otherwise same-day ship)
- A solution that has been rigorously tested to help ensure optimal network uptime to keep employees connected to primary resources and productive
- A solution designed and tested to easily and fully integrate with other Cisco voice, unified communications, security, and networking products as part of a comprehensive technology platform for your business

Cisco Limited Lifetime Hardware Warranty

Cisco 550X Series switches offer a limited lifetime hardware warranty with NBD advance replacement (where available; otherwise same-day ship) and a limited lifetime warranty for fans and power supplies.

In addition, Cisco offers telephone technical support at no charge for the first 12 months following the date of purchase and software application updates for bug fixes for the warranty term. To download software updates, go to <http://software.cisco.com/download/navigator.html>.

Product warranty terms and other information applicable to Cisco products are available at <http://www.cisco.com/go/warranty>.

World-Class Service and Support

Your time is valuable, especially when you have a problem affecting your business. Cisco 550X Series switches are backed by Cisco Small Business Support Service and Cisco Smart Net Total Care, which provide affordable peace-of-mind coverage. These subscription-based services help you protect your investment and derive maximum value from Cisco SMB products. Delivered by Cisco and backed by your trusted partner, Cisco Small Business Support Service includes software updates and access to the Cisco Small Business Support Center, and it extends technical service to three years. Cisco Smart Net Total Care offers a consistent service platform for customers with networks that combine traditional Cisco products with Cisco Small Business products. It also provides global coverage and flexibility of contract terms as well as multiple advance hardware replacement options.


Cisco SMB products are supported by professionals in the Cisco Support Center, a dedicated resource for small-business customers and networks, with locations worldwide that are specifically trained to understand your needs. You also have access to extensive technical and product information through the Cisco Support Community, an online forum that enables you to collaborate with your peers and reach Cisco technical experts for support information.

Product Specifications

Table 1 describes product specifications.

Table 1. Product Specifications

Feature	Description		
Performance			
Switching capacity and forwarding rate All switches are wire-speed and nonblocking	Product Name		
	Capacity in mpps (64-byte packets)		
	Switching Capacity (Gbps)		
	SF550X-24	63.09	84.8
	SF550X-24P	63.09	84.8
	SF550X-24MP	63.09	84.8
	SF550X-48	66.66	89.6
	SF550X-48P	66.66	89.6
	SF550X-48MP	66.66	89.6
	SG550X-24	95.23	128
	SG550X-24P	95.23	128
	SG550X-24MP	95.23	128
	SG550X-24MPP	95.23	128
	SG550X-48	130.94	176
	SG550X-48P	130.94	176
	SG550X-48MP	130.94	176
	SG550XG-8F8T	238.08	320
SG550XG-24F	357.12	480	
SG550XG-24T	357.12	480	
SG550XG-48T	714.24	960	
Layer 2 Switching			
Spanning Tree Protocol	Standard 802.1d spanning tree support Fast convergence using 802.1w (Rapid Spanning Tree [RSTP]), enabled by default Multiple spanning tree instances using 802.1s (MSTP); 16 instances are supported		
Port grouping/link aggregation	Support for IEEE 802.3ad Link Aggregation Control Protocol (LACP) <ul style="list-style-type: none"> Up to 32 groups Up to 8 ports per group with 16 candidate ports for each (dynamic) 802.3ad LAG 		
VLAN	Support for up to 4094 active VLANs simultaneously; port-based and 802.1Q tag-based VLANs; MAC-based VLAN Management VLAN Private VLAN with promiscuous, isolated, and community port Guest VLAN, unauthenticated VLAN, protocol-based VLAN, IP subnet-based VLAN, CPE VLAN Dynamic VLAN assignment using RADIUS server along with 802.1x client authentication		
Voice VLAN	Voice traffic is automatically assigned to a voice-specific VLAN and treated with appropriate levels of QoS. Auto voice capabilities deliver networkwide zero-touch deployment of voice endpoints and call control devices.		
Multicast TV VLAN	Multicast TV VLAN allows the single multicast VLAN to be shared in the network while subscribers remain in separate VLANs. This feature is also known as Multicast VLAN Registration (MVR).		
Q-in-Q	VLANs transparently cross over a service provider network while isolating traffic among customers.		
GVRP/GARP	Generic VLAN Registration Protocol (GVRP) and Generic Attribute Registration Protocol (GARP) enable automatic propagation and configuration of VLANs in a bridged domain.		
Unidirectional Link Detection (UDLD)	UDLD monitors physical connection to detect unidirectional links caused by incorrect wiring or port faults to prevent forwarding loops and blackholing of traffic in switched networks.		
DHCP relay at Layer 2	Relay of DHCP traffic to DHCP server in a different VLAN. Works with DHCP option 82.		



Feature	Description
IGMP (versions 1, 2, and 3) snooping	Internet Group Management Protocol (IGMP) limits bandwidth-intensive multicast traffic to only the requesters; supports 4K multicast groups (source-specific multicasting is also supported).
IGMP querier	IGMP querier is used to support a Layer 2 multicast domain of snooping switches in the absence of a multicast router.
HOL blocking	Head-of-line (HOL) blocking.
Layer 3	
IPv4 routing	Wirespeed routing of IPv4 packets Up to 7K routes and up to 256 IP interfaces
Wirespeed IPv6 static routing	Up to 7K routes and up to 256 IPv6 interfaces
Layer 3 interface	Configuration of Layer 3 interface on physical port, LAG, VLAN interface, or loopback interface
CIDR	Support for classless interdomain routing
RIP v2	Support for Routing Information Protocol version 2 for dynamic routing
VRRP	Virtual Router Redundancy Protocol (VRRP) delivers improved availability in a Layer 3 network by providing redundancy of the default gateway servicing hosts on the network. VRRP versions 2 and 3 are supported. Up to 255 virtual routers are supported
Policy-based routing (PBR)	Flexible routing control to direct packets to different next hop based on IPv4 or IPv6 ACL
DHCP server	Switch functions as an IPv4 DHCP server serving IP addresses for multiple DHCP pools/scopes. Support for DHCP options
DHCP relay at Layer 3	Relay of DHCP traffic across IP domains
User Datagram Protocol (UDP) relay	Relay of broadcast information across Layer 3 domains for application discovery or relaying of BOOTP/DHCP packets
Stacking	
Hardware stack	Up to 8 units in a stack. Up to 400 ports managed as a single system with hardware failover.
High availability	Fast stack failover delivers minimal traffic loss. Support link aggregation across multiple units in a stack.
Plug-and-play stacking configuration/management	Master/backup for resilient stack control Autonumbering Hot swap of units in stack Ring and chain stacking options, autostacking port speed, flexible stacking port options
High-speed stack interconnects	Cost-effective high-speed 10G fiber and copper interfaces. Support LAG as stacking interconnects for even higher bandwidth.
Security	
SSH	SSH is a secure replacement for Telnet traffic. SCP also uses SSH. SSH versions 1 and 2 are supported.
SSL	Secure Sockets Layer (SSL) encrypts all HTTPS traffic, allowing secure access to the browser-based management GUI in the switch.
IEEE 802.1X (authenticator role)	RADIUS authentication and accounting, MD5 hash, guest VLAN, unauthenticated VLAN, single/multiple host mode, and single/multiple sessions. Supports time-based 802.1X dynamic VLAN assignment.
Web-based authentication	Web-based authentication provides network admission control through web browser to any host devices and operating systems.
STP BPDU Guard	A security mechanism to protect the networks from invalid configurations. A port enabled for Bridge Protocol Data Unit (BPDU) Guard is shut down if a BPDU message is received on that port. This avoids accidental topology loops.
STP Root Guard	This prevents edge devices not in the network administrator's control from becoming Spanning Tree Protocol root nodes.
DHCP snooping	Filters out DHCP messages with unregistered IP addresses and/or from unexpected or untrusted interfaces. This prevents rogue devices from behaving as a DHCP server.
IP Source Guard (IPSG)	When IP Source Guard is enabled at a port, the switch filters out IP packets received from the port if the source IP addresses of the packets have not been statically configured or dynamically learned from DHCP snooping. This prevents IP address spoofing.
Dynamic ARP Inspection (DAI)	The switch discards ARP packets from a port if there are no static or dynamic IP/MAC bindings or if there is a discrepancy between the source or destination address in the ARP packet. This prevents man-in-the-middle attacks.

Feature	Description
IP/MAC/Port Binding (IPMB)	The preceding features (DHCP Snooping, IP Source Guard, and Dynamic ARP Inspection) work together to prevent DoS attacks in the network, thereby increasing network availability.
Secure Core Technology (SCT)	Makes sure that the switch will receive and process management and protocol traffic no matter how much traffic is received.
Secure Sensitive Data (SSD)	A mechanism to manage sensitive data (such as passwords, keys, and so on) securely on the switch, populating this data to other devices, and secure autoconfig. Access to view the sensitive data as plaintext or encrypted is provided according to the user-configured access level and the access method of the user.
Private VLAN	Private VLAN provides security and isolation between switch ports, which helps ensure that users cannot snoop on other users' traffic; supports multiple uplinks.
Port security	Ability to lock source MAC addresses to ports and limit the number of learned MAC addresses.
RADIUS/TACACS+	Supports RADIUS and TACACS authentication. Switch functions as a client.
RADIUS accounting	The RADIUS accounting functions allow data to be sent at the start and end of services, indicating the amount of resources (such as time, packets, bytes, and so on) used during the session.
Storm control	Broadcast, multicast, and unknown unicast.
DoS prevention	Denial-of-service (DoS) attack prevention.
Multiple user privilege levels in CLI	Level 1, 7, and 15 privilege levels.
ACLs	Support for up to 2K entries on SG550XG models. Support for up to 3K entries on all other models. Drop or rate limit based on source and destination MAC, VLAN ID or IP address, protocol, port, DSCP/IP precedence, TCP/User Datagram Protocol (UDP) source and destination ports, 802.1p priority, Ethernet type, Internet Control Message Protocol (ICMP) packets, Internet Group Management Protocol (IGMP) packets, TCP flag; ACL can be applied on both ingress and egress sides. Time-based ACLs supported.
Quality of Service	
Priority levels	8 hardware queues
Scheduling	Strict priority and weighted round-robin (WRR)
Class of service	Port based; 802.1p VLAN priority based; IPv4/v6 IP precedence/ToS/DSCP based; DiffServ; classification and remarking ACLs, trusted QoS Queue assignment based on differentiated services code point (DSCP) and class of service (802.1p/CoS)
Rate limiting	Ingress policer; egress shaping and ingress rate control; per VLAN, per port, and flow base; 2R3C policing
Congestion avoidance	A TCP congestion avoidance algorithm is required to minimize and prevent global TCP loss synchronization.
Standards	
Standards	IEEE 802.3 10BASE-T Ethernet, IEEE 802.3u 100BASE-TX Fast Ethernet, IEEE 802.3ab 1000BASE-T Gigabit Ethernet, IEEE 802.3ad Link Aggregation Control Protocol, IEEE 802.3z Gigabit Ethernet, IEEE 802.3ae 10 Gbit/s Ethernet over fiber, IEEE 802.3an 10GBase-T 10 Gbit/s Ethernet over copper twisted pair cable, IEEE 802.3x Flow Control, IEEE 802.1D (STP, GARP, and GVRP), IEEE 802.1Q/p VLAN, IEEE 802.1w Rapid STP, IEEE 802.1s Multiple STP, IEEE 802.1X Port Access Authentication, IEEE 802.3af, IEEE 802.3at, IEEE 802.1AB Link Layer Discovery Protocol, IEEE 802.3az Energy Efficient Ethernet, RFC 768, RFC 783, RFC 791, RFC 792, RFC 793, RFC 813, RFC 826, RFC 879, RFC 896, RFC 854, RFC 855, RFC 856, RFC 858, RFC 894, RFC 919, RFC 920, RFC 922, RFC 950, RFC 951, RFC 1042, RFC 1071, RFC 1123, RFC 1141, RFC 1155, RFC 1157, RFC 1213, RFC 1215, RFC 1286, RFC 1350, RFC 1442, RFC 1451, RFC 1493, RFC 1533, RFC 1541, RFC 1542, RFC 1573, RFC 1624, RFC 1643, RFC 1700, RFC 1757, RFC 1867, RFC 1907, RFC 2011, RFC 2012, RFC 2013, RFC 2030, RFC 2131, RFC 2132, RFC 2233, RFC 2576, RFC 2616, RFC 2618, RFC 2665, RFC 2666, RFC 2674, RFC 2737, RFC 2819, RFC 2863, RFC 3164, RFC 3176, RFC 3411, RFC 3412, RFC 3413, RFC 3414, RFC 3415, RFC 3416, RFC 4330
IPv6	
IPv6	IPv6 host mode IPv6 over Ethernet dual IPv6/IPv4 stack IPv6 Neighbor and Router Discovery (ND), IPv6 Stateless Address Autoconfiguration, path MTU Discovery Duplicate Address Detection (DAD) ICMPv6 IPv6 over IPv4 network with ISATAP tunnel support USGv6 and IPv6 Gold Logo certified
IPv6 QoS	Prioritize IPv6 packets in hardware
IPv6 ACL	Drop or rate limit IPv6 packets in hardware



Feature	Description																																																										
IPv6 First Hop Security	RA guard ND inspection DHCPv6 guard Neighbor binding table (snooping and static entries) Neighbor binding integrity check																																																										
Multicast Listener Discovery (MLD v1/2) snooping	Deliver IPv6 multicast packets only to the required receivers																																																										
IPv6 applications	Web/SSL, Telnet Server/SSH, Ping, Traceroute, SNTP, TFTP, SNMP, RADIUS, Syslog, DNS client, DHCP Client, DHCP Autoconfig, IPv6 DHCP Relay, TACACS																																																										
IPv6 RFC supported	RFC 4443 (which obsoletes RFC 2463): ICMPv6 RFC 4291 (which obsoletes RFC 3513): IPv6 address architecture RFC 4291: IP Version 6 Addressing Architecture RFC 2460: IPv6 Specification RFC 4861 (which obsoletes RFC 2461): Neighbor Discovery for IPv6 RFC 4862 (which obsoletes RFC 2462): IPv6 Stateless Address Autoconfiguration RFC 1981: Path MTU Discovery RFC 4007: IPv6 Scoped Address Architecture RFC 3484: Default address selection mechanism RFC 5214 (which obsoletes RFC 4214): ISATAP tunneling RFC 4293: MIB IPv6: Textual Conventions and General Group RFC 3595: Textual Conventions for IPv6 Flow Label																																																										
Management																																																											
Web user interface	Built-in switch configuration utility for easy browser-based device configuration (HTTP/HTTPS) Supports simple and advanced mode, configuration, wizards, customizable dashboard, system maintenance, monitoring, online help, and universal search.																																																										
SNMP	SNMP versions 1, 2c, and 3 with support for traps, and SNMP v3 User-based Security Model (USM)																																																										
Standard MIBs	<table border="0"> <tr> <td>lldp-MIB</td> <td>rfc2668-MIB</td> </tr> <tr> <td>lldpextdot1-MIB</td> <td>rfc2737-MIB</td> </tr> <tr> <td>lldpextdot3-MIB</td> <td>rfc2925-MIB</td> </tr> <tr> <td>lldpextmed-MIB</td> <td>rfc3621-MIB</td> </tr> <tr> <td>rfc2674-MIB</td> <td>rfc4668-MIB</td> </tr> <tr> <td>rfc2575-MIB</td> <td>rfc4670-MIB</td> </tr> <tr> <td>rfc2573-MIB</td> <td>trunk-MIB</td> </tr> <tr> <td>rfc2233-MIB</td> <td>tunnel-MIB</td> </tr> <tr> <td>rfc2013-MIB</td> <td>udp-MIB</td> </tr> <tr> <td>rfc2012-MIB</td> <td>draft-ietf-bridge-8021x-MIB</td> </tr> <tr> <td>rfc2011-MIB</td> <td>draft-ietf-bridge-rstpmib-04-MIB</td> </tr> <tr> <td>RFC-1212</td> <td>draft-ietf-hubmib-etherif-mib.v3-00-MIB</td> </tr> <tr> <td>RFC-1215</td> <td>draft-ietf-syslog-device-MIB</td> </tr> <tr> <td>SNMPv2-CONF</td> <td>ianaaddrfamnumbers-MIB</td> </tr> <tr> <td>SNMPv2-TC</td> <td>ianaifity-MIB</td> </tr> <tr> <td>p-bridge-MIB</td> <td>ianaprot-MIB</td> </tr> <tr> <td>q-bridge-MIB</td> <td>inet-address-MIB</td> </tr> <tr> <td>rfc1389-MIB</td> <td>ip-forward-MIB</td> </tr> <tr> <td>rfc1493-MIB</td> <td>ip-MIB</td> </tr> <tr> <td>rfc1611-MIB</td> <td>RFC1155-SMI</td> </tr> <tr> <td>rfc1612-MIB</td> <td>RFC1213-MIB</td> </tr> <tr> <td>rfc1850-MIB</td> <td>SNMPv2-MIB</td> </tr> <tr> <td>rfc1907-MIB</td> <td>SNMPv2-SMI</td> </tr> <tr> <td>rfc2571-MIB</td> <td>SNMPv2-TM</td> </tr> <tr> <td>rfc2572-MIB</td> <td>RMON-MIB</td> </tr> <tr> <td>rfc2574-MIB</td> <td>rfc1724-MIB</td> </tr> <tr> <td>rfc2576-MIB</td> <td>dcb-raj-DCBX-MIB-1108-MIB</td> </tr> <tr> <td>rfc2613-MIB</td> <td>rfc1213-MIB</td> </tr> <tr> <td>rfc2665-MIB</td> <td>rfc1757-MIB</td> </tr> </table>	lldp-MIB	rfc2668-MIB	lldpextdot1-MIB	rfc2737-MIB	lldpextdot3-MIB	rfc2925-MIB	lldpextmed-MIB	rfc3621-MIB	rfc2674-MIB	rfc4668-MIB	rfc2575-MIB	rfc4670-MIB	rfc2573-MIB	trunk-MIB	rfc2233-MIB	tunnel-MIB	rfc2013-MIB	udp-MIB	rfc2012-MIB	draft-ietf-bridge-8021x-MIB	rfc2011-MIB	draft-ietf-bridge-rstpmib-04-MIB	RFC-1212	draft-ietf-hubmib-etherif-mib.v3-00-MIB	RFC-1215	draft-ietf-syslog-device-MIB	SNMPv2-CONF	ianaaddrfamnumbers-MIB	SNMPv2-TC	ianaifity-MIB	p-bridge-MIB	ianaprot-MIB	q-bridge-MIB	inet-address-MIB	rfc1389-MIB	ip-forward-MIB	rfc1493-MIB	ip-MIB	rfc1611-MIB	RFC1155-SMI	rfc1612-MIB	RFC1213-MIB	rfc1850-MIB	SNMPv2-MIB	rfc1907-MIB	SNMPv2-SMI	rfc2571-MIB	SNMPv2-TM	rfc2572-MIB	RMON-MIB	rfc2574-MIB	rfc1724-MIB	rfc2576-MIB	dcb-raj-DCBX-MIB-1108-MIB	rfc2613-MIB	rfc1213-MIB	rfc2665-MIB	rfc1757-MIB
lldp-MIB	rfc2668-MIB																																																										
lldpextdot1-MIB	rfc2737-MIB																																																										
lldpextdot3-MIB	rfc2925-MIB																																																										
lldpextmed-MIB	rfc3621-MIB																																																										
rfc2674-MIB	rfc4668-MIB																																																										
rfc2575-MIB	rfc4670-MIB																																																										
rfc2573-MIB	trunk-MIB																																																										
rfc2233-MIB	tunnel-MIB																																																										
rfc2013-MIB	udp-MIB																																																										
rfc2012-MIB	draft-ietf-bridge-8021x-MIB																																																										
rfc2011-MIB	draft-ietf-bridge-rstpmib-04-MIB																																																										
RFC-1212	draft-ietf-hubmib-etherif-mib.v3-00-MIB																																																										
RFC-1215	draft-ietf-syslog-device-MIB																																																										
SNMPv2-CONF	ianaaddrfamnumbers-MIB																																																										
SNMPv2-TC	ianaifity-MIB																																																										
p-bridge-MIB	ianaprot-MIB																																																										
q-bridge-MIB	inet-address-MIB																																																										
rfc1389-MIB	ip-forward-MIB																																																										
rfc1493-MIB	ip-MIB																																																										
rfc1611-MIB	RFC1155-SMI																																																										
rfc1612-MIB	RFC1213-MIB																																																										
rfc1850-MIB	SNMPv2-MIB																																																										
rfc1907-MIB	SNMPv2-SMI																																																										
rfc2571-MIB	SNMPv2-TM																																																										
rfc2572-MIB	RMON-MIB																																																										
rfc2574-MIB	rfc1724-MIB																																																										
rfc2576-MIB	dcb-raj-DCBX-MIB-1108-MIB																																																										
rfc2613-MIB	rfc1213-MIB																																																										
rfc2665-MIB	rfc1757-MIB																																																										

Feature	Description
Private MIBs	CISCOB-ldp-MIB
	CISCOB-brgmulticast-MIB
	CISCOB-bridgemibobjects-MIB
	CISCOB-bonjour-MIB
	CISCOB-dhcpcl-MIB
	CISCOB-MIB
	CISCOB-wrandomtaildrop-MIB
	CISCOB-traceroute-MIB
	CISCOB-telnet-MIB
	CISCOB-stormctrl-MIB
	CISCOBssh-MIB
	CISCOB-socket-MIB
	CISCOB-ntp-MIB
	CISCOB-smon-MIB
	CISCOB-phy-MIB
	CISCOB-multisessionterminal-MIB
	CISCOB-mri-MIB
	CISCOB-jumboframes-MIB
	CISCOB-gvrp-MIB
	CISCOB-endofmib-MIB
	CISCOB-dot1x-MIB
	CISCOB-deviceparams-MIB
	CISCOB-cli-MIB
	CISCOB-cdb-MIB
	CISCOB-brgmacswitch-MIB
	CISCOB-3sw2swtables-MIB
	CISCOB-smartPorts-MIB
	CISCOB-tbi-MIB
	CISCOB-macbaseprio-MIB
	CISCOB-env_mib-MIB
	CISCOB-policy-MIB
	CISCOB-sensor-MIB
	CISCOB-aaa-MIB
	CISCOB-application-MIB
	CISCOB-bridgesecurity-MIB
	CISCOB-copy-MIB
	CISCOB-CpuCounters-MIB
	CISCOB-Custom1BonjourService-MIB
	CISCOB-dhcp-MIB
	CISCOB-dif-MIB
	CISCOB-dnsc-MIB
	CISCOB-embweb-MIB
	CISCOB-fft-MIB
	CISCOB-file-MIB
	CISCOB-greeneth-MIB
	CISCOB-interfaces-MIB
	CISCOB-interfaces_recovery-MIB
	CISCOB-ip-MIB
	CISCOB-iprouter-MIB
	CISCOB-ipv6-MIB
	CISCOB-mnginf-MIB
	CISCOB-ldi-MIB
	CISCOB-iprouter-MIB
	CISCOB-ipv6-MIB
	CISCOB-mnginf-MIB
	CISCOB-ldi-MIB
	CISCOB-localization-MIB
	CISCOB-mcmngr-MIB
	CISCOB-localization-MIB
	CISCOB-mcmngr-MIB
	CISCOB-mng-MIB
	CISCOB-physdescription-MIB
	CISCOB-PoE-MIB
	CISCOB-protectedport-MIB
	CISCOB-rmon-MIB
CISCOB-rs232-MIB	
CISCOB-SecuritySuite-MIB	
CISCOB-snmp-MIB	
CISCOB-specialbpdu-MIB	
CISCOB-banner-MIB	
CISCOB-syslog-MIB	
CISCOB-TcpSession-MIB	
CISCOB-traps-MIB	
CISCOB-trunk-MIB	
CISCOB-tuning-MIB	
CISCOB-tunnel-MIB	
CISCOB-udp-MIB	
CISCOB-vlan-MIB	
CISCOB-ipstdacl-MIB	
CISCOB-eee-MIB	
CISCOB-ssl-MIB	
CISCOB-digitalkeymanage-MIB	
CISCOB-qosclimb-MIB	
CISCOB-vrrp-MIB	
CISCOB-tbp-MIB	
CISCOB-stack-MIB	
CISCOB-MIB	
CISCOB-secsd-MIB	
CISCOB-draft-ietf-entmib-sensor-MIB	
CISCOB-draft-ietf-syslog-device-MIB	
CISCOB-rtc2925-MIB	
CISCOB-vrrpv3-MIB	
CISCO-SMI-MIB	
CISCOB-DebugCapabilities-MIB	
CISCOB-CDP-MIB	
CISCOB-vlanVoice-MIB	
CISCOB-EVENTS-MIB	
CISCOB-sysmng-MIB	
CISCOB-sct-MIB	
CISCO-TC-MIB	
CISCO-VTP-MIB	
CISCO-CDP-MIB	
RMON	Embedded RMON software agent supports 4 RMON groups (history, statistics, alarms, and events) for enhanced traffic management, monitoring, and analysis
IPv4 and IPv6 dual stack	Coexistence of both protocol stacks to ease migration




Feature	Description
Firmware upgrade	<ul style="list-style-type: none"> • Web browser upgrade (HTTP/HTTPS) and TFTP and SCP • Upgrade can be initiated through console port as well • Dual images for resilient firmware upgrades
Port mirroring	Traffic on a port or LAG can be mirrored to another port for analysis with a network analyzer or RMON probe. Up to 8 source ports can be mirrored to one destination port.
VLAN mirroring	Traffic from a VLAN can be mirrored to a port for analysis with a network analyzer or RMON probe. Up to 8 source VLANs can be mirrored to one destination port.
Flow-based redirection and mirroring	Redirect or mirror traffic to a destination port or mirroring session based on flow
Remote Switch Port Analyzer (RSPAN)	Traffic can be mirrored across Layer 2 domain to a remote port on a different switch for easier troubleshooting
sFlow agent	Switch can export sFlow sample to external collectors. sFlow provides visibility into network traffic down to flow level.
DHCP (options 12, 66, 67, 82, 129, and 150)	DHCP options facilitate tighter control from a central point (DHCP server), to obtain IP address, autoconfiguration (with configuration file download), DHCP Relay, and host name.
Autoconfiguration with Secure Copy (SCP) file download	Enables secure mass deployment with protection of sensitive data.
Text-editable configs	Config files can be edited with a text editor and downloaded to another switch, facilitating easier mass deployment.
Smartports	Simplified configuration of QoS and security capabilities.
Auto Smartports	Automatically applies the intelligence delivered through the Smartports roles to the port based on the devices discovered over Cisco Discovery Protocol or LLDP-MED. This facilitates zero-touch deployments.
Secure Copy (SCP)	Securely transfer files to and from the switch.
Textview CLI	Scriptable CLI. A full CLI as well as a menu CLI are supported.
Cloud services	Support for Cisco Active Advisor
Localization	Localization of GUI and documentation into multiple languages
Login banner	Configurable multiple banners for web as well as CLI
Time-based port operation	Link up or down based on user-defined schedule (when the port is administratively up).
Other management	Traceroute; single IP management; HTTP/HTTPS; SSH; RADIUS; port mirroring; TFTP upgrade; DHCP client; Simple Network Time Protocol (SNTP); Xmodem upgrade; cable diagnostics; Ping; syslog; Telnet client; SSH client; automatic time settings from Management Station.
Green (Power Efficiency)	
Energy detect	Automatically turns power off on RJ-45 port when detecting link down. Active mode is resumed without loss of any packets when the switch detects the link is up.
Cable length detection	Adjusts the signal strength based on the cable length. Reduces the power consumption for shorter cables.
EEE compliant (802.3az)	Supports IEEE 802.3az on all 10 Gigabit copper ports.
Disable port LEDs	LEDs can be manually turned off to save on energy.
General	
Jumbo frames	Frame sizes up to 9K bytes. The default MTU is 2K.
MAC table	64K addresses on SG550XG models. 16K addresses on all other models.
Discovery	
Bonjour	The switch advertises itself using the Bonjour protocol.
LLDP (802.1ab) with LLDP-MED extensions	Link Layer Discovery Protocol (LLDP) allows the switch to advertise its identification, configuration, and capabilities to neighboring devices that store the data in a MIB. LLDP-MED is an enhancement to LLDP that adds the extensions needed for IP phones.
Cisco Discovery Protocol	The switch advertises itself using the Cisco Discovery Protocol. It also learns the connected device and its characteristics using Cisco Discovery Protocol.

Feature	Description																																																																											
Product Specifications																																																																												
Power over Ethernet	<p>The following switches support 802.3at PoE+, 802.3af PoE, and Cisco prestandard (legacy) PoE on any of the RJ45 network ports. 60W PoE is also supported on selected RJ-45 network ports.</p> <p>Maximum power of 60W is delivered to any of the 60W PoE ports, and maximum power of 30W is delivered to any of the other RJ45 network ports, until the PoE budget for the switch is reached.</p> <p>The total power available for PoE per switch is as follows.</p> <table border="1"> <thead> <tr> <th>Model</th> <th>Power Dedicated to PoE</th> <th>Number of Ports That Support PoE</th> </tr> </thead> <tbody> <tr> <td>SF550X-24P</td> <td>195W</td> <td>24 (8 support 60W PoE)</td> </tr> <tr> <td>SF550X-24MP</td> <td>382W</td> <td>24 (8 support 60W PoE)</td> </tr> <tr> <td>SF550X-48P</td> <td>382W</td> <td>48 (16 support 60W PoE)</td> </tr> <tr> <td>SF550X-48MP</td> <td>740W</td> <td>48 (16 support 60W PoE)</td> </tr> <tr> <td>SG550X-24P</td> <td>195W</td> <td>24 (8 support 60W PoE)</td> </tr> <tr> <td>SG550X-24MP</td> <td>382W</td> <td>24 (8 support 60W PoE)</td> </tr> <tr> <td>SG550X-24MPP</td> <td>740W</td> <td>24 (8 support 60W PoE)</td> </tr> <tr> <td>SG550X-48P</td> <td>382W</td> <td>48 (16 support 60W PoE)</td> </tr> <tr> <td>SG550X-48MP</td> <td>740W</td> <td>48 (16 support 60W PoE)</td> </tr> </tbody> </table>	Model	Power Dedicated to PoE	Number of Ports That Support PoE	SF550X-24P	195W	24 (8 support 60W PoE)	SF550X-24MP	382W	24 (8 support 60W PoE)	SF550X-48P	382W	48 (16 support 60W PoE)	SF550X-48MP	740W	48 (16 support 60W PoE)	SG550X-24P	195W	24 (8 support 60W PoE)	SG550X-24MP	382W	24 (8 support 60W PoE)	SG550X-24MPP	740W	24 (8 support 60W PoE)	SG550X-48P	382W	48 (16 support 60W PoE)	SG550X-48MP	740W	48 (16 support 60W PoE)																																													
Model	Power Dedicated to PoE	Number of Ports That Support PoE																																																																										
SF550X-24P	195W	24 (8 support 60W PoE)																																																																										
SF550X-24MP	382W	24 (8 support 60W PoE)																																																																										
SF550X-48P	382W	48 (16 support 60W PoE)																																																																										
SF550X-48MP	740W	48 (16 support 60W PoE)																																																																										
SG550X-24P	195W	24 (8 support 60W PoE)																																																																										
SG550X-24MP	382W	24 (8 support 60W PoE)																																																																										
SG550X-24MPP	740W	24 (8 support 60W PoE)																																																																										
SG550X-48P	382W	48 (16 support 60W PoE)																																																																										
SG550X-48MP	740W	48 (16 support 60W PoE)																																																																										
Power consumption (worst case)	<table border="1"> <thead> <tr> <th>Model Name</th> <th>Green Power (mode)</th> <th>System Power Consumption</th> <th>Power Consumption (with PoE)</th> <th>Heat Dissipation (BTU/hr)</th> </tr> </thead> <tbody> <tr> <td>SF550X-24</td> <td>EEE, Energy Detect, Short Reach</td> <td>110V=20.0W 220V=20.8W</td> <td>N/A</td> <td>70.97</td> </tr> <tr> <td>SF550X-24P</td> <td>EEE, Energy Detect, Short Reach</td> <td>110V=39.3W 220V=39.9W</td> <td>110V=242.1W 220V=239.2W</td> <td>826.08</td> </tr> <tr> <td>SF550X-24MP</td> <td>EEE, Energy Detect, Short Reach</td> <td>110V=41.2W 220V=42.0W</td> <td>110V=452.0W 220V=440.9W</td> <td>1,542.29</td> </tr> <tr> <td>SF550X-48</td> <td>EEE, Energy Detect, Short Reach</td> <td>110V=35.9W 220V=37.6W</td> <td>N/A</td> <td>128.30</td> </tr> <tr> <td>SF550X-48P</td> <td>EEE, Energy Detect, Short Reach</td> <td>110V=50.7W 220V=51.3W</td> <td>110V=461.8W 220V=448.9W</td> <td>1,575.73</td> </tr> <tr> <td>SF550X-48MP</td> <td>EEE, Energy Detect, Short Reach</td> <td>110V=54.7W 220V=54.4W</td> <td>110V=842.1W 220V=820.7W</td> <td>2,873.36</td> </tr> <tr> <td>SG550X-24</td> <td>EEE, Energy Detect, Short Reach</td> <td>110V=33.5W 220V=33.5W</td> <td>N/A</td> <td>114.31</td> </tr> <tr> <td>SG550X-24P</td> <td>EEE, Energy Detect, Short Reach</td> <td>110V=49.4W 220V=50.1W</td> <td>110V=269.2W 220V=260.1W</td> <td>918.55</td> </tr> <tr> <td>SG550X-24MP</td> <td>EEE, Energy Detect, Short Reach</td> <td>110V=53.8W 220V=54.8W</td> <td>110V=471.2W 220V=460.4W</td> <td>1,607.80</td> </tr> <tr> <td>SG550X-24MPP</td> <td>EEE, Energy Detect, Short Reach</td> <td>110V=62.3W 220V=62.2W</td> <td>110V=870.1W 220V=860.2W</td> <td>2,968.90</td> </tr> <tr> <td>SG550X-48</td> <td>EEE, Energy Detect, Short Reach</td> <td>110V=52.0W 220V=51.8W</td> <td>N/A</td> <td>177.43</td> </tr> <tr> <td>SG550X-48P</td> <td>EEE, Energy Detect, Short Reach</td> <td>110V=76.3W 220V=76.9W</td> <td>110V=494.3W 220V=483.1W</td> <td>1,686.62</td> </tr> <tr> <td>SG550X-48MP</td> <td>EEE, Energy Detect, Short Reach</td> <td>110V=82.9W 220V=82.9W</td> <td>110V=893.1W 220V=878.0W</td> <td>3,047.38</td> </tr> <tr> <td>SG550XG-8F8T</td> <td>EEE, Energy Detect, Short Reach</td> <td>110V=84.3W 220V=84.6W</td> <td>N/A</td> <td>288.67</td> </tr> </tbody> </table>	Model Name	Green Power (mode)	System Power Consumption	Power Consumption (with PoE)	Heat Dissipation (BTU/hr)	SF550X-24	EEE, Energy Detect, Short Reach	110V=20.0W 220V=20.8W	N/A	70.97	SF550X-24P	EEE, Energy Detect, Short Reach	110V=39.3W 220V=39.9W	110V=242.1W 220V=239.2W	826.08	SF550X-24MP	EEE, Energy Detect, Short Reach	110V=41.2W 220V=42.0W	110V=452.0W 220V=440.9W	1,542.29	SF550X-48	EEE, Energy Detect, Short Reach	110V=35.9W 220V=37.6W	N/A	128.30	SF550X-48P	EEE, Energy Detect, Short Reach	110V=50.7W 220V=51.3W	110V=461.8W 220V=448.9W	1,575.73	SF550X-48MP	EEE, Energy Detect, Short Reach	110V=54.7W 220V=54.4W	110V=842.1W 220V=820.7W	2,873.36	SG550X-24	EEE, Energy Detect, Short Reach	110V=33.5W 220V=33.5W	N/A	114.31	SG550X-24P	EEE, Energy Detect, Short Reach	110V=49.4W 220V=50.1W	110V=269.2W 220V=260.1W	918.55	SG550X-24MP	EEE, Energy Detect, Short Reach	110V=53.8W 220V=54.8W	110V=471.2W 220V=460.4W	1,607.80	SG550X-24MPP	EEE, Energy Detect, Short Reach	110V=62.3W 220V=62.2W	110V=870.1W 220V=860.2W	2,968.90	SG550X-48	EEE, Energy Detect, Short Reach	110V=52.0W 220V=51.8W	N/A	177.43	SG550X-48P	EEE, Energy Detect, Short Reach	110V=76.3W 220V=76.9W	110V=494.3W 220V=483.1W	1,686.62	SG550X-48MP	EEE, Energy Detect, Short Reach	110V=82.9W 220V=82.9W	110V=893.1W 220V=878.0W	3,047.38	SG550XG-8F8T	EEE, Energy Detect, Short Reach	110V=84.3W 220V=84.6W	N/A	288.67
Model Name	Green Power (mode)	System Power Consumption	Power Consumption (with PoE)	Heat Dissipation (BTU/hr)																																																																								
SF550X-24	EEE, Energy Detect, Short Reach	110V=20.0W 220V=20.8W	N/A	70.97																																																																								
SF550X-24P	EEE, Energy Detect, Short Reach	110V=39.3W 220V=39.9W	110V=242.1W 220V=239.2W	826.08																																																																								
SF550X-24MP	EEE, Energy Detect, Short Reach	110V=41.2W 220V=42.0W	110V=452.0W 220V=440.9W	1,542.29																																																																								
SF550X-48	EEE, Energy Detect, Short Reach	110V=35.9W 220V=37.6W	N/A	128.30																																																																								
SF550X-48P	EEE, Energy Detect, Short Reach	110V=50.7W 220V=51.3W	110V=461.8W 220V=448.9W	1,575.73																																																																								
SF550X-48MP	EEE, Energy Detect, Short Reach	110V=54.7W 220V=54.4W	110V=842.1W 220V=820.7W	2,873.36																																																																								
SG550X-24	EEE, Energy Detect, Short Reach	110V=33.5W 220V=33.5W	N/A	114.31																																																																								
SG550X-24P	EEE, Energy Detect, Short Reach	110V=49.4W 220V=50.1W	110V=269.2W 220V=260.1W	918.55																																																																								
SG550X-24MP	EEE, Energy Detect, Short Reach	110V=53.8W 220V=54.8W	110V=471.2W 220V=460.4W	1,607.80																																																																								
SG550X-24MPP	EEE, Energy Detect, Short Reach	110V=62.3W 220V=62.2W	110V=870.1W 220V=860.2W	2,968.90																																																																								
SG550X-48	EEE, Energy Detect, Short Reach	110V=52.0W 220V=51.8W	N/A	177.43																																																																								
SG550X-48P	EEE, Energy Detect, Short Reach	110V=76.3W 220V=76.9W	110V=494.3W 220V=483.1W	1,686.62																																																																								
SG550X-48MP	EEE, Energy Detect, Short Reach	110V=82.9W 220V=82.9W	110V=893.1W 220V=878.0W	3,047.38																																																																								
SG550XG-8F8T	EEE, Energy Detect, Short Reach	110V=84.3W 220V=84.6W	N/A	288.67																																																																								



Feature	Description				
Ports	SG550XG-24F	EEE, Energy Detect, Short Reach	110V=78.6W 220V=77.5W	N/A	264.44
	SG550XG-24T	EEE, Energy Detect, Short Reach	110V=143.9W 220V=142.9W	N/A	491.01
	SG550XG-48T	EEE, Energy Detect, Short Reach	110V=264.4W 220V=255.8W	N/A	902.17
	Model Name	Total System Ports	Network Ports	Uplink Ports	
	SF550X-24	24 FE + 4 10GE	24 FE	2 10GE copper/SFP+ combo + 2 SFP+	
	SF550X-24P	24 FE + 4 10GE	24 FE	2 10GE copper/SFP+ combo + 2 SFP+	
	SF550X-24MP	24 FE + 4 10GE	24 FE	2 10GE copper/SFP+ combo + 2 SFP+	
	SF550X-48	48 FE + 4 10GE	48 FE	2 10GE copper/SFP+ combo + 2 SFP+	
	SF550X-48P	48 FE + 4 10GE	48 FE	2 10GE copper/SFP+ combo + 2 SFP+	
	SF550X-48MP	48 FE + 4 10GE	48 FE	2 10GE copper/SFP+ combo + 2 SFP+	
	SG550X-24	24 GE + 4 10GE	24 GE	2 10GE copper/SFP+ combo + 2 SFP+	
	SG550X-24P	24 GE + 4 10GE	24 GE	2 10GE copper/SFP+ combo + 2 SFP+	
	SG550X-24MP	24 GE + 4 10GE	24 GE	2 10GE copper/SFP+ combo + 2 SFP+	
	SG550X-24MPP	24 GE + 4 10GE	24 GE	2 10GE copper/SFP+ combo + 2 SFP+	
	SG550X-48	48 GE + 4 10GE	48 GE	2 10GE copper/SFP+ combo + 2 SFP+	
	SG550X-48P	48 GE + 4 10GE	48 GE	2 10GE copper/SFP+ combo + 2 SFP+	
	SG550X-48MP	48 GE + 4 10GE	48 GE	2 10GE copper/SFP+ combo + 2 SFP+	
	SG550XG-8F8T	8 10G copper + 8 10G SFP+ plus 1 GE OOB management	8 10GE	8 10GE SFP+ (dedicated)	
	SG550XG-24F	22 10G SFP+ slots + 2 combo 10G copper/SFP+ plus 1 GE OOB management	22 10GE SFP+	2 10GE copper/SFP+ combo	
	SG550XG-24T	22 10G copper + 2 combo 10G copper/SFP+ plus 1 GE OOB management	22 10GE	2 10GE copper/SFP+ combo	
SG550XG-48T	46 10G copper + 2 combo 10G copper/SFP+ plus 1 GE OOB management	46 10GE	2 10GE copper/SFP+ combo		
Console port	Cisco Standard RJ45 console port				
OOB management port	Dedicated Gigabit management port for out-of-band management on SG550XG models				
RPS	RPS connector				
USB slot	USB Type-A slot on the front panel of the switch for easy file and image management				
Buttons	Reset button				
Cabling type	Unshielded twisted pair (UTP) Category 5 or better; fiber options (SMF and MMF); coaxial SFP+				
LEDs	System, master, fan, RPS, stack ID, link/speed per port				

Feature	Description																																																				
Flash	256 MB																																																				
CPU	800 MHz (dual-core) ARM																																																				
CPU memory	512 MB																																																				
Packet buffer	All numbers are aggregate across all ports because the buffers are dynamically shared:																																																				
	<table border="1"> <thead> <tr> <th>Model Name</th> <th>Packet Buffer</th> </tr> </thead> <tbody> <tr><td>SF550X-24</td><td>1.5 MB</td></tr> <tr><td>SF550X-24P</td><td>1.5 MB</td></tr> <tr><td>SF550X-24MP</td><td>1.5 MB</td></tr> <tr><td>SF550X-48</td><td>3 MB</td></tr> <tr><td>SF550X-48P</td><td>3 MB</td></tr> <tr><td>SF550X-48MP</td><td>3 MB</td></tr> <tr><td>SG550X-24</td><td>1.5 MB</td></tr> <tr><td>SG550X-24P</td><td>1.5 MB</td></tr> <tr><td>SG550X-24MP</td><td>1.5 MB</td></tr> <tr><td>SG550X-24MPP</td><td>1.5 MB</td></tr> <tr><td>SG550X-48</td><td>3 MB</td></tr> <tr><td>SG550X-48P</td><td>3 MB</td></tr> <tr><td>SG550X-48MP</td><td>3 MB</td></tr> <tr><td>SG550XG-8F8T</td><td>2 MB</td></tr> <tr><td>SG550XG-24F</td><td>2 MB</td></tr> <tr><td>SG550XG-24T</td><td>2 MB</td></tr> <tr><td>SG550XG-48T</td><td>4 MB</td></tr> </tbody> </table>	Model Name	Packet Buffer	SF550X-24	1.5 MB	SF550X-24P	1.5 MB	SF550X-24MP	1.5 MB	SF550X-48	3 MB	SF550X-48P	3 MB	SF550X-48MP	3 MB	SG550X-24	1.5 MB	SG550X-24P	1.5 MB	SG550X-24MP	1.5 MB	SG550X-24MPP	1.5 MB	SG550X-48	3 MB	SG550X-48P	3 MB	SG550X-48MP	3 MB	SG550XG-8F8T	2 MB	SG550XG-24F	2 MB	SG550XG-24T	2 MB	SG550XG-48T	4 MB																
Model Name	Packet Buffer																																																				
SF550X-24	1.5 MB																																																				
SF550X-24P	1.5 MB																																																				
SF550X-24MP	1.5 MB																																																				
SF550X-48	3 MB																																																				
SF550X-48P	3 MB																																																				
SF550X-48MP	3 MB																																																				
SG550X-24	1.5 MB																																																				
SG550X-24P	1.5 MB																																																				
SG550X-24MP	1.5 MB																																																				
SG550X-24MPP	1.5 MB																																																				
SG550X-48	3 MB																																																				
SG550X-48P	3 MB																																																				
SG550X-48MP	3 MB																																																				
SG550XG-8F8T	2 MB																																																				
SG550XG-24F	2 MB																																																				
SG550XG-24T	2 MB																																																				
SG550XG-48T	4 MB																																																				
Supported SFP/SFP+ modules	<table border="1"> <thead> <tr> <th>SKU</th> <th>Media</th> <th>Speed</th> <th>Maximum Distance</th> </tr> </thead> <tbody> <tr><td>MGBBX1</td><td>Single-mode fiber</td><td>1000 Mbps</td><td>10 km</td></tr> <tr><td>MGBSX1</td><td>Multimode fiber</td><td>1000 Mbps</td><td>500 m</td></tr> <tr><td>MGBLH1</td><td>Single-mode fiber</td><td>1000 Mbps</td><td>40 km</td></tr> <tr><td>MGBLX1</td><td>Single-mode fiber</td><td>1000 Mbps</td><td>10 km</td></tr> <tr><td>MGBT1</td><td>UTP cat 5e</td><td>1000 Mbps</td><td>100 m</td></tr> <tr><td>SFP-H10GB-CU1M</td><td>Copper coax</td><td>10 Gig</td><td>1 m</td></tr> <tr><td>SFP-H10GB-CU3M</td><td>Copper coax</td><td>10 Gig</td><td>3 m</td></tr> <tr><td>SFP-H10GB-CU5M</td><td>Copper coax</td><td>10 Gig</td><td>5 m</td></tr> <tr><td>SFP-10G-SR</td><td>Multimode fiber</td><td>10 Gig</td><td>26 m - 400 m</td></tr> <tr><td>SFP-10G-LR</td><td>Single-mode fiber</td><td>10 Gig</td><td>10 km</td></tr> <tr><td>SFP-10G-SR-S</td><td>Multimode fiber</td><td>10 Gig</td><td>28 m - 400 m</td></tr> <tr><td>SFP-10G-LR-S</td><td>Single-mode fiber</td><td>10 Gig</td><td>10 km</td></tr> </tbody> </table>	SKU	Media	Speed	Maximum Distance	MGBBX1	Single-mode fiber	1000 Mbps	10 km	MGBSX1	Multimode fiber	1000 Mbps	500 m	MGBLH1	Single-mode fiber	1000 Mbps	40 km	MGBLX1	Single-mode fiber	1000 Mbps	10 km	MGBT1	UTP cat 5e	1000 Mbps	100 m	SFP-H10GB-CU1M	Copper coax	10 Gig	1 m	SFP-H10GB-CU3M	Copper coax	10 Gig	3 m	SFP-H10GB-CU5M	Copper coax	10 Gig	5 m	SFP-10G-SR	Multimode fiber	10 Gig	26 m - 400 m	SFP-10G-LR	Single-mode fiber	10 Gig	10 km	SFP-10G-SR-S	Multimode fiber	10 Gig	28 m - 400 m	SFP-10G-LR-S	Single-mode fiber	10 Gig	10 km
SKU	Media	Speed	Maximum Distance																																																		
MGBBX1	Single-mode fiber	1000 Mbps	10 km																																																		
MGBSX1	Multimode fiber	1000 Mbps	500 m																																																		
MGBLH1	Single-mode fiber	1000 Mbps	40 km																																																		
MGBLX1	Single-mode fiber	1000 Mbps	10 km																																																		
MGBT1	UTP cat 5e	1000 Mbps	100 m																																																		
SFP-H10GB-CU1M	Copper coax	10 Gig	1 m																																																		
SFP-H10GB-CU3M	Copper coax	10 Gig	3 m																																																		
SFP-H10GB-CU5M	Copper coax	10 Gig	5 m																																																		
SFP-10G-SR	Multimode fiber	10 Gig	26 m - 400 m																																																		
SFP-10G-LR	Single-mode fiber	10 Gig	10 km																																																		
SFP-10G-SR-S	Multimode fiber	10 Gig	28 m - 400 m																																																		
SFP-10G-LR-S	Single-mode fiber	10 Gig	10 km																																																		
Environmental																																																					
Unit dimensions (W x H x D)	<table border="1"> <thead> <tr> <th>Model Name</th> <th>Unit Dimensions</th> </tr> </thead> <tbody> <tr><td>SF550X-24</td><td>440 x 44 x 257 mm (17.3 x 1.7 x 10.12 in)</td></tr> <tr><td>SF550X-24P</td><td>440 x 44 x 257 mm (17.3 x 1.7 x 10.12 in)</td></tr> <tr><td>SF550X-24MP</td><td>440 x 44 x 350 mm (17.3 x 1.7 x 13.78 in)</td></tr> <tr><td>SF550X-48</td><td>440 x 44 x 257 mm (17.3 x 1.7 x 10.12 in)</td></tr> <tr><td>SF550X-48P</td><td>440 x 44 x 350 mm (17.3 x 1.7 x 13.78 in)</td></tr> <tr><td>SF550X-48MP</td><td>440 x 44 x 350 mm (17.3 x 1.7 x 13.78 in)</td></tr> </tbody> </table>	Model Name	Unit Dimensions	SF550X-24	440 x 44 x 257 mm (17.3 x 1.7 x 10.12 in)	SF550X-24P	440 x 44 x 257 mm (17.3 x 1.7 x 10.12 in)	SF550X-24MP	440 x 44 x 350 mm (17.3 x 1.7 x 13.78 in)	SF550X-48	440 x 44 x 257 mm (17.3 x 1.7 x 10.12 in)	SF550X-48P	440 x 44 x 350 mm (17.3 x 1.7 x 13.78 in)	SF550X-48MP	440 x 44 x 350 mm (17.3 x 1.7 x 13.78 in)																																						
Model Name	Unit Dimensions																																																				
SF550X-24	440 x 44 x 257 mm (17.3 x 1.7 x 10.12 in)																																																				
SF550X-24P	440 x 44 x 257 mm (17.3 x 1.7 x 10.12 in)																																																				
SF550X-24MP	440 x 44 x 350 mm (17.3 x 1.7 x 13.78 in)																																																				
SF550X-48	440 x 44 x 257 mm (17.3 x 1.7 x 10.12 in)																																																				
SF550X-48P	440 x 44 x 350 mm (17.3 x 1.7 x 13.78 in)																																																				
SF550X-48MP	440 x 44 x 350 mm (17.3 x 1.7 x 13.78 in)																																																				



Feature	Description				
	SG550X-24	440 x 44 x 257 mm (17.3 x 1.7 x 10.12 in)			
	SG550X-24P	440 x 44 x 350 mm (17.3 x 1.7 x 13.78 in)			
	SG550X-24MP	440 x 44 x 350 mm (17.3 x 1.7 x 13.78 in)			
	SG550X-24MPP	440 x 44 x 450 mm (17.3 x 1.7 x 17.72 in)			
	SG550X-48	440 x 44 x 257 mm (17.3 x 1.7 x 10.12 in)			
	SG550X-48P	440 x 44 x 350 mm (17.3 x 1.7 x 13.78 in)			
	SG550X-48MP	440 x 44 x 450 mm (17.3 x 1.7 x 17.72 in)			
	SG550XG-8F8T	440 x 44 x 350 mm (17.3 x 1.7 x 13.78 in)			
	SG550XG-24F	440 x 44 x 350 mm (17.3 x 1.7 x 13.78 in)			
	SG550XG-24T	440 x 44 x 450 mm (17.3 x 1.7 x 17.72 in)			
	SG550XG-48T	440 x 44 x 450 mm (17.3 x 1.7 x 17.72 in)			
	Unit weight	Model Name	Unit Weight		
		SF550X-24	3.09 kg (6.81 lb)		
SF550X-24P		4.14 kg (9.13 lb)			
SF550X-24MP		4.74 kg (10.45 lb)			
SF550X-48		3.54 kg (7.80 lb)			
SF550X-48P		5.09 kg (11.22 lb)			
SF550X-48MP		5.16 kg (11.38 lb)			
SG550X-24		3.27 kg (7.21 lb)			
SG550X-24P		4.72 kg (10.41 lb)			
SG550X-24MP		5.33 kg (11.75 lb)			
SG550X-24MPP		6.19 kg (13.65 lb)			
SG550X-48		3.73 kg (8.22 lb)			
SG550X-48P		5.82 kg (12.83 lb)			
SG550X-48MP		6.69 kg (14.75 lb)			
SG550XG-8F8T		5.23 kg (11.53 lb)			
SG550XG-24F		4.16 kg (9.17 lb)			
SG550XG-24T		6.38 kg (14.07 lb)			
SG550XG-48T		7.43 kg (16.38 lb)			
Power		100 - 240V 47 - 63 Hz, internal, universal			
Certification	UL (UL 60950), CSA (CSA 22.2), CE mark, FCC Part 15 (CFR 47) Class A				
Operating temperature	32° to 122°F (0° to 50°C)				
Storage temperature	-4° to 158°F (-20° to 70°C)				
Operating humidity	10% to 90%, relative, noncondensing				
Storage humidity	10% to 90%, relative, noncondensing				
Acoustic noise and mean time between failures (MTBF)	Model Name	Fan (Number)	Acoustic Noise	MTBF at 50°C (Hours)	
	SF550X-24	1 + 1 (redundant)	0°C - 30°C: 35.2dB 50°C: 38.3dB	581,004	
	SF550X-24P	2 + 1 (redundant)	0°C - 25°C: 36.3dB 50°C: 41.6dB	573,356	
	SF550X-24MP	3 + 1 (redundant)	0°C - 30°C: 37.9dB 50°C: 41.2dB	575,569	
	SF550X-48	1 + 1 (redundant)	0°C - 25°C: 35.7dB 50°C: 40.8dB	504,328	

Feature	Description			
	SF550X-48P	3 + 1 (redundant)	0°C - 25°C: 37.2dB 50°C: 43.8dB	495,885
	SF550X-48MP	4 + 1 (redundant)	0°C - 25°C: 42.5dB 50°C: 46.5dB	472,180
	SG550X-24	1 + 1 (redundant)	0°C - 30°C: 34.2dB 50°C: 49.3dB	375,790
	SG550X-24P	3 + 1 (redundant)	0°C - 25°C: 41.0dB 50°C: 52.9dB	299,949
	SG550X-24MP	3 + 1 (redundant)	0°C - 30°C: 43.9dB 50°C: 52.3dB	178,798
	SG550X-24MPP	4 + 1 (redundant)	0°C - 30°C: 43.1dB 50°C: 53.2dB	170,213
	SG550X-48	1 + 1 (redundant)	0°C - 30°C: 35.0dB 50°C: 51.7dB	248,097
	SG550X-48P	3 + 1 (redundant)	0°C - 25°C: 43.6dB 50°C: 52.1dB	159,129
	SG550X-48MP	4 + 1 (redundant)	0°C - 30°C: 43.1dB 50°C: 53.2dB	163,264
	SG550XG-8F8T	3 + 1 (redundant)	0°C - 30°C: 39.2dB 50°C: 49.6dB	434,724
	SG550XG-24F	4 + 1 (redundant)	0°C - 30°C: 40.0dB 50°C: 49.1dB	642,449
	SG550XG-24T	4 + 1 (redundant)	0°C - 30°C: 40.1dB 50°C: 50.5dB	217,465
	SG550XG-48T	4 + 1 (redundant)	0°C - 25°C: 44.5dB 50°C: 58.9dB	111,323
	Warranty	Limited lifetime with next-business-day advance replacement (where available, otherwise same day ship)		

Package Contents

- Cisco 550X Series Stackable Managed Switch
- Power cord
- Mounting kit included with all models
- Serial cable
- CD-ROM with user documentation (PDF) included
- Quick Start Guide

Minimum Requirements

- Web browser: Mozilla Firefox version 34 or later; Microsoft Internet Explorer version 9 or later, Chrome version 40 or later, Safari version 5 or later.
- Category 5 Ethernet network cable for 10/100 speeds at up to 100m; Category 5e Ethernet network cable for Gigabit speeds at up to 100m; Category 6a Ethernet network cable for 10 Gig speeds at up to 100m.
- TCP/IP, network adapter, and network operating system (such as Microsoft Windows, Linux, or Mac OS X) installed.



Ordering Information

Table 2 provides ordering information.

Table 2. Ordering Information

Model Name	Product Order ID Number	Description
10-Gigabit		
SF550X-24	SF550X-24-K9	<ul style="list-style-type: none"> • 24 x 10/100 ports • 4 x 10 Gigabit Ethernet (2 x 10GBase-T/SFP+ combo + 2 x SFP+)
SF550X-24P	SF550X-24P-K9	<ul style="list-style-type: none"> • 24 x 10/100 PoE+ ports with 195W power budget • 4 x 10 Gigabit Ethernet (2 x 10GBase-T/SFP+ combo + 2 x SFP+)
SF550X-24MP	SF550X-24MP-K9	<ul style="list-style-type: none"> • 24 x 10/100 PoE+ ports with 382W power budget • 4 x 10 Gigabit Ethernet (2 x 10GBase-T/SFP+ combo + 2 x SFP+)
SF550X-48	SF550X-48-K9	<ul style="list-style-type: none"> • 48 x 10/100 ports • 4 x 10 Gigabit Ethernet (2 x 10GBase-T/SFP+ combo + 2 x SFP+)
SF550X-48P	SF550X-48P-K9	<ul style="list-style-type: none"> • 48 x 10/100 PoE+ ports with 382W power budget • 4 x 10 Gigabit Ethernet (2 x 10GBase-T/SFP+ combo + 2 x SFP+)
SF550X-48MP	SF550X-48MP-K9	<ul style="list-style-type: none"> • 48 x 10/100 PoE+ ports with 740W power budget • 4 x 10 Gigabit Ethernet (2 x 10GBase-T/SFP+ combo + 2 x SFP+)
SG550X-24	SG550X-24-K9	<ul style="list-style-type: none"> • 24 x 10/100/1000 ports • 4 x 10 Gigabit Ethernet (2 x 10GBase-T/SFP+ combo + 2 x SFP+)
SG550X-24P	SG550X-24P-K9	<ul style="list-style-type: none"> • 24 x 10/100/1000 PoE+ ports with 195W power budget • 4 x 10 Gigabit Ethernet (2 x 10GBase-T/SFP+ combo + 2 x SFP+)
SG550X-24MP	SG550X-24MP-K9	<ul style="list-style-type: none"> • 24 x 10/100/1000 PoE+ ports with 382W power budget • 4 x 10 Gigabit Ethernet (2 x 10GBase-T/SFP+ combo + 2 x SFP+)
SG550X-24MPP	SG550X-24MPP-K9	<ul style="list-style-type: none"> • 24 x 10/100/1000 PoE+ ports with 740W power budget • 4 x 10 Gigabit Ethernet (2 x 10GBase-T/SFP+ combo + 2 x SFP+)
SG550X-48	SG550X-48-K9	<ul style="list-style-type: none"> • 48 x 10/100/1000 ports • 4 x 10 Gigabit Ethernet (2 x 10GBase-T/SFP+ combo + 2 x SFP+)
SG550X-48P	SG550X-48P-K9	<ul style="list-style-type: none"> • 48 x 10/100/1000 PoE+ ports with 382W power budget • 4 x 10 Gigabit Ethernet (2 x 10GBase-T/SFP+ combo + 2 x SFP+)
SG550X-48MP	SG550X-48MP-K9	<ul style="list-style-type: none"> • 48 x 10/100/1000 PoE+ ports with 740W power budget • 4 x 10 Gigabit Ethernet (2 x 10GBase-T/SFP+ combo + 2 x SFP+)
SG550XG-8F8T	SG550XG-8F8T-K9	<ul style="list-style-type: none"> • 8 x 10 Gigabit Ethernet 10GBase-T copper port • 8 x 10 Gigabit Ethernet SFP+ (dedicated) • 1 x Gigabit Ethernet management port
SG550XG-24F	SG550XG-24F-K9	<ul style="list-style-type: none"> • 24 x 10 Gigabit Ethernet SFP+ • 2 x 10 Gigabit Ethernet 10Gbase-T copper port (combo with 2 SFP+) • 1 x Gigabit Ethernet management port
SG550XG-24T	SG550XG-24T-K9	<ul style="list-style-type: none"> • 24 x 10 Gigabit Ethernet 10GBase-T copper port • 2 x 10 Gigabit Ethernet SFP+ (combo with 2 copper ports) • 1 x Gigabit Ethernet management port
SG550XG-48T	SG550XG-48T-K9	<ul style="list-style-type: none"> • 48 x 10 Gigabit Ethernet 10GBase-T copper port • 2 x 10 Gigabit Ethernet SFP+ (combo with 2 copper ports) • 1 x Gigabit Ethernet management port

Each combo port has one 10 Gigabit Ethernet copper port and one 10 Gigabit Ethernet SFP+ slot, with one port active at a time.

An Advanced Technology Backbone for Growing Businesses

Growth is never a bad thing. However, as you gain new customers and a higher profile, you need a business technology platform capable of delivering a higher level of service and reliability. With more users, more devices and applications, and more exposure to security threats, a switching platform designed for a smaller operation simply cannot meet your growing needs. It's time for a network that will support your business as you take it to the next level. Cisco 550X Series switches provide the advanced feature set, reliability, and investment protection your business needs, today and in the future.

Cisco Capital Financing to Help You Achieve Your Objectives

Cisco Capital[®] financing can help you acquire the technology you need to achieve your objectives and stay competitive. We can help you reduce CapEx. Accelerate your growth. Optimize your investment dollars and ROI. Cisco Capital financing gives you flexibility in acquiring hardware, software, services, and complementary third-party equipment. And there's just one predictable payment. Cisco Capital is available in more than 100 countries. [Learn more.](#)

For More Information

To find out more about the Cisco 550X Series switches, visit <http://www.cisco.com/go/550Xswitches>.



Americas Headquarters
Cisco Systems, Inc.
San Jose, CA

Asia Pacific Headquarters
Cisco Systems (USA) Pte. Ltd.
Singapore

Europe Headquarters
Cisco Systems International BV Amsterdam
The Netherlands

Cisco has more than 200 offices worldwide. Addresses, phone numbers, and fax numbers are listed on the Cisco Website at www.cisco.com/go/offices.

Cisco and the Cisco logo are trademarks or registered trademarks of Cisco and/or its affiliates in the U.S. and other countries. To view a list of Cisco trademarks, go to this URL: www.cisco.com/go/trademarks. Third party trademarks mentioned are the property of their respective owners. The use of the word partner does not imply a partnership relationship between Cisco and any other company. (1110R)

Printed in USA

C78-735674-01 08/16



