



***Junta Central Electoral***

*Garantía de Identidad y Democracia*

***Datos Generales***  
***Padrón Electoral***  
***mayo 2024***

***Corte Preliminar***



# Padrón Electoral mayo 2024

## General

Padrón general

8,145,548

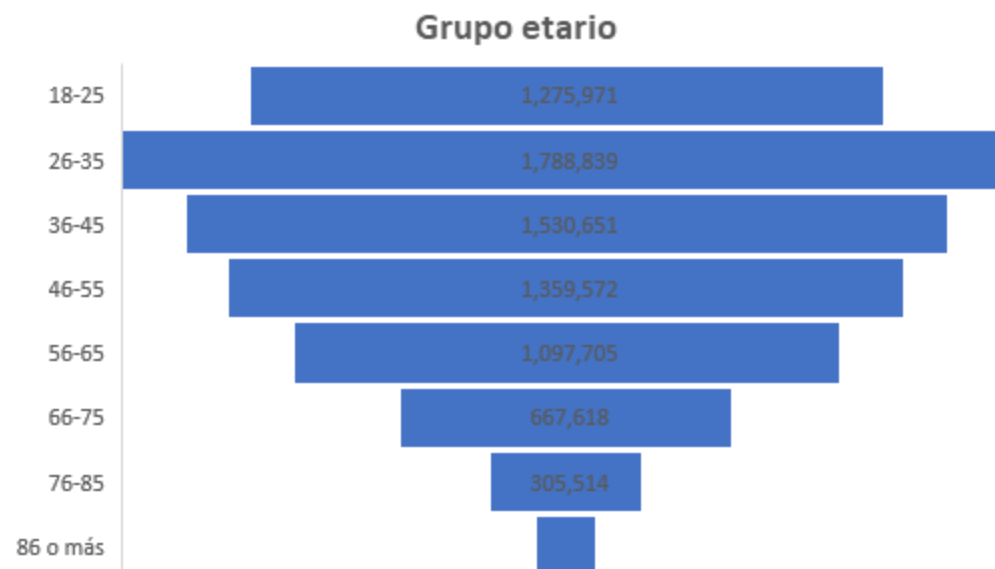
Padrón local

7,281,763

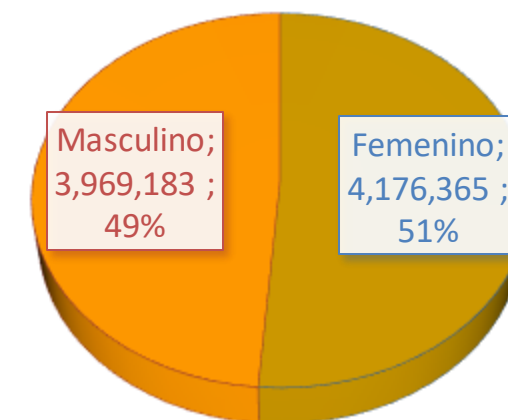
Padrón exterior

863,785

EDAD	Femenino	% Femenino	Masculino	%Masculino	Electores	% Edad
18-25	649,012	50.86%	626,959	49.14%	1,275,971	15.66%
26-35	903,344	50.50%	885,495	49.50%	1,788,839	21.96%
36-45	775,574	50.67%	755,077	49.33%	1,530,651	18.79%
46-55	694,028	51.05%	665,544	48.95%	1,359,572	16.69%
56-65	565,903	51.55%	531,802	48.45%	1,097,705	13.48%
66-75	351,740	52.69%	315,878	47.31%	667,618	8.20%
76-85	166,600	54.53%	138,914	45.47%	305,514	3.75%
86 o más	70,164	58.63%	49,514	41.37%	119,678	1.47%
<b>Totales</b>	<b>4,176,365</b>	<b>51.27%</b>	<b>3,969,183</b>	<b>48.73%</b>	<b>8,145,548</b>	<b>100.00%</b>



### ELECTORES POR SEXO





# Padrón Electoral mayo 2024

## Local

Provincias

32

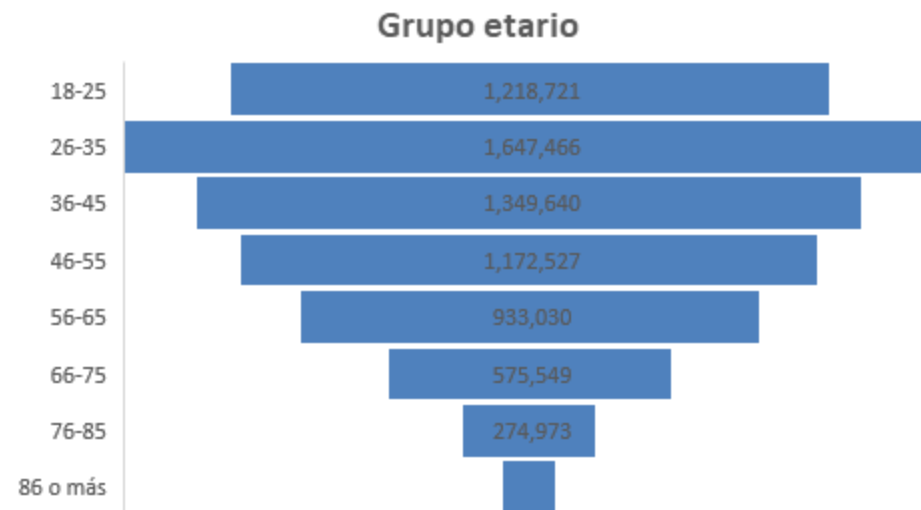
Demarcaciones

45

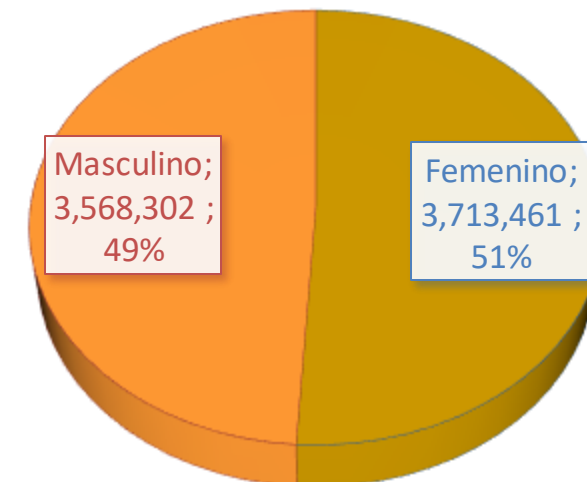
Municipios

158

EDAD	Femenino	% Femenino	Masculino	%Masculino	Electores	% Edad
18-25	620,304	50.90%	598,417	49.10%	1,218,721	16.74%
26-35	833,747	50.61%	813,719	49.39%	1,647,466	22.62%
36-45	680,206	50.40%	669,434	49.60%	1,349,640	18.53%
46-55	590,060	50.32%	582,467	49.68%	1,172,527	16.10%
56-65	473,896	50.79%	459,134	49.21%	933,030	12.81%
66-75	301,431	52.37%	274,118	47.63%	575,549	7.90%
76-85	149,586	54.40%	125,387	45.60%	274,973	3.78%
86 o más	64,231	58.47%	45,626	41.53%	109,857	1.51%
<b>Totales</b>	<b>3,713,461</b>	<b>51.00%</b>	<b>3,568,302</b>	<b>49.00%</b>	<b>7,281,763</b>	<b>100.00%</b>



### ELECTORES POR SEXO





# Padrón Electoral mayo 2024

## Exterior

OCLEEs

24

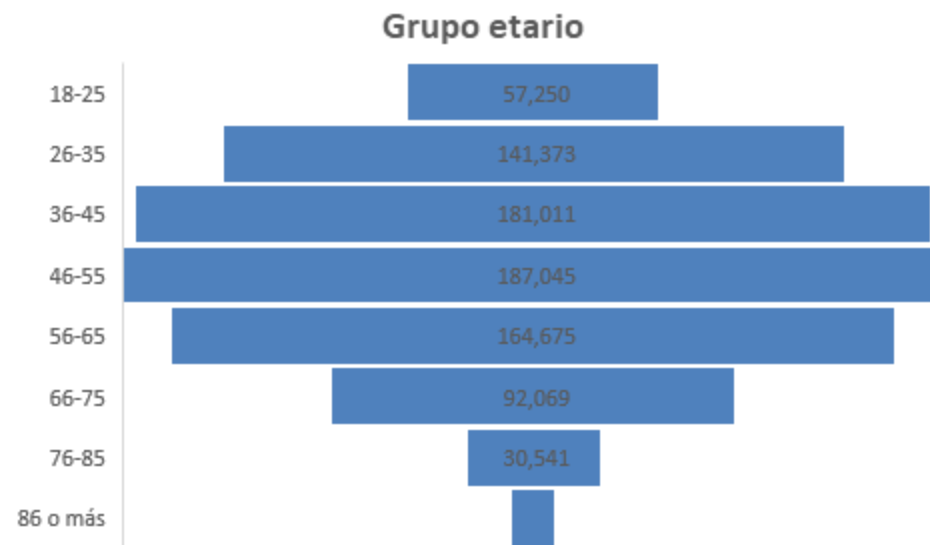
Países

66

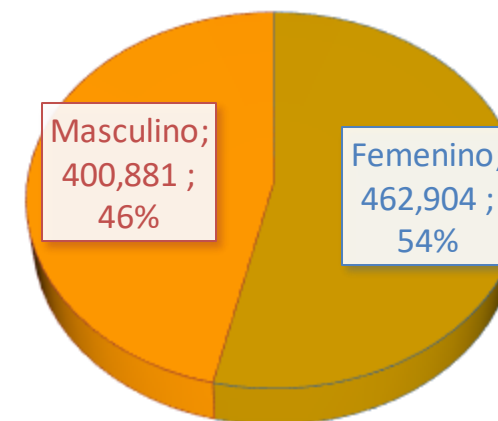
EDAD	Femenino	% Femenino	Masculino	%Masculino	Electores	% Edad
18-25	28,708	50.14%	28,542	49.86%	57,250	6.63%
26-35	69,597	49.23%	71,776	50.77%	141,373	16.37%
36-45	95,368	52.69%	85,643	47.31%	181,011	20.96%
46-55	103,968	55.58%	83,077	44.42%	187,045	21.65%
56-65	92,007	55.87%	72,668	44.13%	164,675	19.06%
66-75	50,309	54.64%	41,760	45.36%	92,069	10.66%
76-85	17,014	55.71%	13,527	44.29%	30,541	3.54%
86 o más	5,933	60.41%	3,888	39.59%	9,821	1.14%
<b>Totales</b>	<b>462,904</b>	<b>53.59%</b>	<b>400,881</b>	<b>46.41%</b>	<b>863,785</b>	<b>100.00%</b>

Circunscripciones

3



ELECTORES POR SEXO



# Estadísticas Padrón mayo 2024

## Electores por provincia

DescripcionProvincia	Electores	% Electores	DescripcionProvincia	Electores	% Electores
SANTO DOMINGO	1,649,032	22.65%	BARAHONA	135,743	1.86%
DISTRITO NACIONAL	794,080	10.91%	SANCHEZ RAMIREZ	126,090	1.73%
SANTIAGO	785,287	10.78%	VALVERDE	116,738	1.60%
SAN CRISTOBAL	441,258	6.06%	MARIA TRINIDAD SANCHEZ	113,091	1.55%
LA VEGA	318,532	4.37%	HERMANAS MIRABAL	84,835	1.17%
PUERTO PLATA	258,042	3.54%	MONTE CRISTI	82,552	1.13%
DUARTE	234,553	3.22%	SAMANA	81,061	1.11%
SAN PEDRO DE MACORIS	229,372	3.15%	BAHORUCO	76,436	1.05%
SAN JUAN	192,039	2.64%	HATO MAYOR	73,367	1.01%
ESPAILLAT	191,403	2.63%	EL SEIBO	63,596	0.87%
LA ROMANA	189,231	2.60%	DAJABON	52,824	0.73%
LA ALTAGRACIA	186,886	2.57%	SAN JOSE DE OCOA	52,519	0.72%
AZUA	172,801	2.37%	SANTIAGO RODRIGUEZ	49,639	0.68%
MONSEÑOR NOUEL	144,045	1.98%	ELIAS PIÑA	45,337	0.62%
MONTE PLATA	142,460	1.96%	INDEPENDENCIA	38,238	0.53%
PERAVIA	140,956	1.94%	PEDERNALES	19,720	0.27%

# Estadísticas Padrón mayo 2024

## Electores por países

PAISES	ELECTORES	%ELECTORES	PAISES	ELECTORES	%ELECTORES
ESTADOS UNIDOS	613,340	71.01%	ISLAS TURCAS Y CAICOS	1,309	0.15%
ESPAÑA	107,861	12.49%	BELGICA	1,183	0.14%
PUERTO RICO	43,748	5.06%	INGLATERRA	1,163	0.13%
ITALIA	20,421	2.36%	MEXICO	1,102	0.13%
PANAMA	11,464	1.33%	ISLAS VIRGENES BRITANICAS	814	0.09%
SUIZA	8,689	1.01%	AUSTRIA	796	0.09%
CHILE	6,232	0.72%	URUGUAY	721	0.08%
VENEZUELA	5,168	0.60%	BONAIRE	697	0.08%
SAN MARTIN	5,075	0.59%	COSTA RICA	629	0.07%
CANADA	4,788	0.55%	LUXEMBURGO	418	0.05%
ALEMANIA	3,580	0.41%	MARTINICA	368	0.04%
CURAZAO	3,543	0.41%	ANGUILA	332	0.04%
PAÍSES BAJOS	3,271	0.38%	ECUADOR	315	0.04%
ARUBA	2,735	0.32%	PERU	237	0.03%
ARGENTINA	2,639	0.31%	GRECIA	219	0.03%
GUAYANA FRANCESA	2,383	0.28%	COLOMBIA	169	0.02%
ISLAS VIRGENES DE USA	2,162	0.25%	GUATEMALA	169	0.02%
ANTIGUA Y BARBUDA	2,129	0.25%	BRASIL	161	0.02%
FRANCIA	1,697	0.20%	SAN CRISTOBAL Y NIEVES	110	0.01%
GUADALUPE	1,367	0.16%	<b>OTROS PAISES</b>	<b>581</b>	0.07%